

CITY OF SPARTA
COMMON COUNCIL AGENDA
June 20, 2018

CITY HALL

6:30 P.M.

**CALL MEETING TO ORDER
ROLL CALL
PLEDGE BY ALDERMAN JOSH LYDON**

**PRESENTATION BY ERV'S SPARTA FIRE DISTRICT LONG RANGE PLANNING COMMITTEE REGARDING
VEHICLE REPLACEMENT PLAN**

**CONSENT AGENDA: Minutes of the meeting on May 16, 2018 and the Special meeting on
May 30, 2018, and Committee of the Whole meeting on May 2, 2018 and monthly bills**

RESOLUTIONS

**RESOLUTION APPROVING COMPLIANCE MAINTENANCE ANNUAL REPORT (CMAR)
RESOLUTION AUTHORIZING THE PROVISION OF A TAXABLE LINE OF CREDIT IN THE AMOUNT NOT TO
EXCEED \$2,500,000 TO SPARTA AREA SCHOOL DISTRICT
RESOLUTION AUTHORIZING MAYOR AND CITY CLERK TO EXECUTE DEED (DOMGRA Investments)
RESOLUTION AUTHORIZING MAYOR AND CITY CLERK TO EXECUTE COVENANT AND AGREEMENT TO
REPURCHASE (DOMGRA Investments)**

OTHER BUSINESS:

**Consideration of Temporary "Class B"/Class "B" License for St. Patrick's Church for Summerfest in
Church Parking Lot on August 11th and August 12, 2018**

CITY ADMINISTRATOR REPORT

ITEMS FOR FUTURE CONSIDERATION

ADJOURN

CITY OF SPARTA
COMMON COUNCIL MINUTES
May 16, 2018

PRESENT: Mayor Button, Norm Stanek, Bruce Humphrey, Kevin Brueggeman, Kevin Riley, Josh Lydon, Ed Lukasek, and Alli Karrels

ABSENT: Jim Church

ALSO PRESENT: Mark Sund, Todd Fahning, Jim Hellman, Chief Dave Kuderer, Mary Von Ruden, Lt Emilee Nottestad, Pat Mulvaney, and Troy Anderson and Kristal Rackley from US Silica.

Mayor Button called the meeting to order at 6:30 p.m.

Roll Call was done by the Deputy Clerk.

The Pledge was led by Alderman Ed Lukasek.

The Mayor recognized Brian Massey with a Service Award for five years of service. Brian was unable to attend.

US Silica representatives Troy Anderson and Kristal Rackley presented to the Council and citizens a slide presentation for the past year. Production has steadily increased and they are presently working 24/7. They have recorded no loss time accidents in the past five years, which they were commended for by MSHA (Mine Safety & Health Administration). They have continued with their commitments to the City of Sparta and continue to donate to many local organizations and civic groups. Alderman Ed Lukasek and Mayor Button thanked Troy and Kristal for their impressive community involvement and for their annual presentation.

A motion was made by Josh Lydon and seconded by Kevin Riley to approve the consent agenda consisting of the minutes of the regular meeting of April 18, 2018, and monthly bills. Motion carried 7-0.

RESOLUTIONS

**RESOLUTION APPROVING CERTIFIED SURVEY MAP
(City of Sparta)**

Norm Stanek read the Resolution the first and second time. Josh Lydon moved to read the Resolution third time by title only, rules be suspended and placed before the Council for immediate action, seconded by Alli Karrels. Motion passed 7-0. Mayor Button read the Resolution the third time by title only and the Resolution was approved on a roll call vote 7-0.

**RESOLUTION APPROVING CERTIFIED SURVEY MAP
(City of Sparta)**

Norm Stanek read the Resolution the first and second time. Josh Lydon moved to read the Resolution third time by title only, rules be suspended and placed before the Council for immediate action, seconded by Kevin Brueggeman. Motion passed 7-0. Mayor Button read the Resolution the third time by title only and the Resolution was approved on a roll call vote 7-0.

**RESOLUTION APPROVING CERTIFIED SURVEY MAP
(City of Sparta)**

Norm Stanek read the Resolution the first and second time. Josh Lydon moved to read the Resolution third time by title only, rules be suspended and placed before the Council for immediate action, seconded by Kevin Brueggeman. Motion passed 7-0. Mayor Button read the Resolution the third time by title only and the Resolution was approved on a roll call vote 7-0.

**RESOLUTION APPROVING CERTIFIED SURVEY MAP
(City of Sparta)**

Norm Stanek read the Resolution the first and second time. Josh Lydon moved to read the Resolution third time by title only, rules be suspended and placed before the Council for immediate action, seconded by Kevin Riley. Motion passed 7-0. Mayor Button read the Resolution the third time by title only and the Resolution was approved on a roll call vote 7-0.

**RESOLUTION APPROVING CERTIFIED SURVEY MAP
(City of Sparta)**

Norm Stanek read the Resolution the first and second time. Josh Lydon moved to read the Resolution third time by title only, rules be suspended and placed before the Council for immediate action, seconded by Kevin Brueggeman. Motion passed 7-0. Mayor Button read the Resolution the third time by title only and the Resolution was approved on a roll call vote 7-0.

**RESOLUTION AUTHORIZING MAYOR AND CITY CLERK TO EXECUTE COVENANT AND AGREEMENT TO
REPURCHASE
(Davey's Auto Repair, LLC)**

Kevin Riley read the Resolution the first and second time. Josh Lydon moved to read the Resolution third time by title only, rules be suspended and placed before the Council for immediate action, seconded by Kevin Brueggeman. Motion passed 7-0. Mayor Button read the Resolution the third time by title only and the Resolution was approved on a roll call vote 7-0.

**RESOLUTION AUTHORIZING RESOLUTION TO COMMIT MATCH FUND
RESOLUTION NO. ____**

Norm Stanek read the Resolution the first and second time. Kevin Riley moved to read the Resolution third time by title only, rules be suspended and placed before the Council for immediate action, seconded by Josh Lydon. Motion passed 7-0. Mayor Button read the Resolution the third time by title only and the Resolution was approved on a roll call vote 7-0.

RESOLUTION TO ADOPT A CITIZEN PARTICIPATION PLAN

Norm Stanek read the Resolution the first and second time. Josh Lydon moved to read the Resolution third time by title only, rules be suspended and placed before the Council for immediate action, seconded by Kevin Brueggeman. Motion passed 7-0. Mayor Button read the Resolution the third time by title only and the Resolution was approved on a roll call vote 7-0.

RESOLUTION AUTHORIZING SUBMISSION OF A COMMUNITY DEVELOPMENT BLOCK GRANT (CDBG) APPLICATION

Norm Stanek read the Resolution the first and second time. Josh Lydon moved to read the Resolution third time by title only, rules be suspended and placed before the Council for immediate action, seconded by Kevin Riley. Motion passed 7-0. Mayor Button read the Resolution the third time by title only and the Resolution was approved on a roll call vote 7-0.

RESOLUTION ADOPTING WISCONSIN RESIDENTIAL ANTIDISPLACEMENT AND RELOCATION ASSISTANCE PLAN FOR CDBG PROGRAMS

Norm Stanek read the Resolution the first and second time. Josh Lydon moved to read the Resolution third time by title only, rules be suspended and placed before the Council for immediate action, seconded by Kevin Brueggeman. Motion passed 7-0. Mayor Button read the Resolution the third time by title only and the Resolution was approved on a roll call vote 7-0.

RESOLUTION AUTHORIZING MAYOR AND CITY CLERK TO EXECUTE GARBAGE COLLECTION AGREEMENT

Norm Stanek read the Resolution the first and second time. Josh Lydon moved to read the Resolution third time by title only, rules be suspended and placed before the Council for immediate action, seconded by Kevin Brueggeman. Motion passed 7-0. Mayor Button read the Resolution the third time by title only and the Resolution was approved on a roll call vote 7-0.

RESOLUTION AUTHORIZING APPLICATION FOR RATE INCREASE BY WATER UTILITY

Norm Stanek read the Resolution the first and second time. Josh Lydon moved to read the Resolution third time by title only, rules be suspended and placed before the Council for immediate action, seconded by Kevin Brueggeman. Motion passed 7-0. Mayor Button read the Resolution the third time by title only and the Resolution was approved on a roll call vote 7-0.

A motion was made by Norm Stanek and seconded by Josh Lydon to approve the Mobile Home Licenses for 2018-2019 upon proper payment of any fees or fines. Motion carried 7-0.

A motion was made by Josh Lydon and seconded by Kevin Brueggeman to approve the Second Hand Licenses for 2018-2019 upon proper payment of any fees or fines. Motion carried 7-0.

A motion was made by Kevin Riley and seconded by Josh Lydon to approve the Class "B Beer and Class "C" Wine Licenses for 2018-2019 upon proper payment of any fees or fines. Motion carried 7-0.

A motion was made by Kevin Riley and seconded by Norm Stanek to approve the Class “A” (fermented) Retail Licenses for 2018-2019 upon proper payment of any fees or fines. Motion carried 7-0.

A motion was made by Norm Stanek and seconded by Josh Lydon to approve the “Class A” Retail Liquor Licenses for 2018-2019 upon proper payment of any fees or fines. Motion carried 7-0.

A motion was made by Josh Lydon and seconded by Kevin Brueggeman to approve the “Class B” Liquor Licenses for 2018-2019 upon proper payment of any fees or fines. Motion carried 7-0.

A motion was made by Norm Stanek and seconded by Josh Lydon to approve the Miscellaneous Licenses for 2018-2019 upon proper payment of any fees or fines. Motion carried 7-0.

Todd went over the City Administrator Report.

Evans-Bossard Park bathroom project has started.

The sidewalk project in Blyton Park has started. The path has been formed and pouring begins Thursday.

The Highway 27 project is on schedule to reopen on Friday, May 25th.

South Pointe is well underway and bidding on Phase II has begun. Slated for Public Works next month.

Lift station repairs for Hoeschler Drive and Julie Avenue are on schedule to start in July. Bids received for \$675,000 for both.

The dam will be replaced with Perch Lake draw-down lasting for at least two months. Slated to begin after July 4th. A DNR project and they will supervise.

The Sparta Area School District are slated to pick a contractor yet this month.

A motion was made by Norm Stanek and seconded by Josh Lydon to adjourn at 7:50 p.m. Motion carried 7-0.

Respectfully submitted,

Jennifer Lydon
Deputy City Clerk

CITY OF SPARTA
SPECIAL COUNCIL MINUTES
May 30, 2018

PRESENT: Mayor Button, Norm Stanek, Kevin Brueggeman, Bruce Humphrey, Kevin Riley, Josh Lydon, Ed Lukasek,

ABSENT: Alli Karrels, Jim Church

ALSO PRESENT: Todd Fahning, Dave Kuderer, Mark Flock, Mark Van Wormer

Mayor Button called the meeting to order at 6:00 p.m.

Roll Call was done by the Clerk.

RESOLUTIONS

**RESOLUTION AUTHORIZING MAYOR TO EXECUTE AMENDMENT TO AGREEMENT BETWEEN CITY OF SPARTA AND MSA PROFESSIONAL SERVICES, INC.
(Hoeschler Drive and Julie Avenue Lift Stations)**

Norm Stanek read the Resolution the first and second time. Josh Lydon moved to read the Resolution third time by title only, rules be suspended and placed before the Council for immediate action, seconded by Kevin Riley. Motion passed 6-0. Mayor Button read the Resolution the third time by title only and the Resolution was approved on a roll call vote 6-0.

RESOLUTION ACCEPTING PROPOSAL FOR EQUIPMENT FOR HOESDHLER DRIVE AND JULIE AVENUE LIFT STATIONS

Norm Stanek read the Resolution the first and second time. Josh Lydon moved to read the Resolution third time by title only, rules be suspended and placed before the Council for immediate action, seconded by Kevin Riley. Motion passed 6-0. Mayor Button read the Resolution the third time by title only and the Resolution was approved on a roll call vote 6-0.

**RESOLUTION ACCEPTING BID PURSUANT TO SEC. 62.15(1), WIS. STATS.
(Hoeschler Drive and Julie Avenue Lift Stations)**

Norm Stanek read the Resolution the first and second time. Josh Lydon moved to read the Resolution third time by title only, rules be suspended and placed before the Council for immediate action, seconded by Kevin Riley. Motion passed 6-0. Mayor Button read the Resolution the third time by title only and the Resolution was approved on a roll call vote 6-0.

**RESOLUTION AUTHORIZING MAYOR AND CITY CLERK TO EXECUTE DEED
(Davey's Auto Repair)**

Kevin Riley read the Resolution the first and second time. Norm Stanek moved to read the Resolution third time by title only, rules be suspended and placed before the Council for immediate action, seconded by Bruce Humphrey. Motion passed 6-0. Mayor Button read the Resolution the third time by title only and the Resolution was approved on a roll call vote 6-0.

**RESOLUTION AUTHORIZING MAYOR TO EXECUTE AGREEMENT BETWEEN CITY OF SPARTA AND MSA
PROFESSIONAL SERVICES, INC.
(WI 27 & I-90 Business Park Development, Phase 2)**

Kevin Riley read the Resolution the first and second time. Norm Stanek moved to read the Resolution third time by title only, rules be suspended and placed before the Council for immediate action, seconded by Josh Lydon. Motion passed 6-0. Mayor Button read the Resolution the third time by title only and the Resolution was approved on a roll call vote 6-0.

A motion was made by Josh Lydon and seconded by Norm Stanek to adjourn at 6:37 p.m. Motion carried 6-0.

Respectfully submitted,

Julie Hanson
City Clerk

CITY OF SPARTA
COMMITTEE OF THE WHOLE MINUTES
Goal Setting Session
May 2, 2018

PRESENT: Mayor Button, Norm Stanek, Kevin Riley, Josh Lydon, Bruce Humphrey, Kevin Brueggeman, Ed Lukasek, Alli Karrels

ABSENT: Jim Church

ALSO PRESENT: Mark Sund, Todd Fahning, Brad Gilbertson, Todd Hanson, Dennis Johnson, Dave Kuderer, Mary Von Ruden, Pat Mulvaney, Jim Hellman, Mark Flock, Mark Van Wormer

Mayor Button called the goal setting session to order at 6:30 p.m.

Todd went over last year's goals and what had been accomplished from that list.

Each of the Department Heads got up and gave an overview of what their department has been doing and what items their department may need in the upcoming year.

When the Department Heads were done speaking, the Council members placed their stickers on the items that they felt were most important for the upcoming year to be accomplished. These were tallied and listed in order of the number of votes they received.

Here is the list that was voted on:

1. Additional Street Dept. employee
2. Additional storage at Street Dept.
3. Playground Equipment
4. Community Center funding increase
5. Downtown growth
6. Enhance tourism
7. Quality of life
8. Continue with code enforcement
9. Infrastructure – continue upgrades – pump station
10. Evans-Bosshard parking lot
11. Perch Lake upkeep-restoration
12. Increase equipment replacement fund
13. Goodman Court flooding issues
14. Speed of ash tree replacement

The items in the top 5 were:

1. Infrastructure – 13 points
2. Perch Lake – 9 points
3. Code Enforcement – 7 points
4. Goodman Ct. – 4 points
5. Downtown growth – 4 points

A motion was made by Josh Lydon and seconded by Ed Lukasek to adjourn at 7:55 p.m. Motion carried 8-0.

Respectfully submitted,
Julie Hanson, City Clerk

Bank No: 1 GENERAL FUND - STATE BANK OF LACROSSE - GENERAL FUND

Report Criteria:

Print Detail

Outstanding, Cleared, and Checks With Zero Amounts

Period Date	Transaction Date	Description	Account Number	Journal	Check Number	Check Amount
05/31/2018	05/25/2018	to record amazon payment	10051520340	CDJE	1	31.51
05/31/2018	05/25/2018	to record amazon payment	60053920921	CDJE	2	22.32
05/31/2018	05/25/2018	to record amazon payment	70053920310	CDJE	3	22.31
05/31/2018	05/25/2018	to record amazon payment	60053920921	CDJE	4	144.99
05/31/2018	05/25/2018	to record amazon payment	60053920921	CDJE	5	3.47
05/31/2018	05/25/2018	to record amazon payment	70053920310	CDJE	6	3.46
05/31/2018	05/25/2018	to record amazon payment	10051520340	CDJE	7	12.32
05/31/2018	05/25/2018	to record amazon payment	10051210340	CDJE	8	28.67
05/31/2018	05/25/2018	to record amazon payment	60053630641	CDJE	9	122.27
05/31/2018	05/25/2018	to record amazon payment	10051520340	CDJE	10	17.41
05/31/2018	05/25/2018	to record amazon payment	10055340340	CDJE	11	112.78
05/31/2018	05/25/2018	to record amazon payment	10052400310	CDJE	12	24.26
05/31/2018	05/25/2018	to record amazon payment	10052400310	CDJE	13	11.49
05/31/2018	05/25/2018	to record amazon payment	60053920921	CDJE	14	147.99
05/31/2018	05/25/2018	to record amazon payment	10051600340	CDJE	15	28.92
05/31/2018	05/25/2018	to record amazon payment	10051520340	CDJE	16	11.99
05/31/2018	05/25/2018	to record amazon payment	60053600633	CDJE	17	31.20
05/31/2018	05/25/2018	to record amazon payment	60053650665	CDJE	18	21.99
05/31/2018	05/25/2018	to record amazon payment	60053630652	CDJE	19	354.72
05/31/2018	05/25/2018	to record amazon payment	60053920921	CDJE	20	23.50
05/31/2018	05/25/2018	to record amazon payment	60053650665	CDJE	21	650.97
05/31/2018	05/25/2018	to record amazon payment	60053630652	CDJE	22	99.00
05/31/2018	05/25/2018	to record amazon payment	10052100393	CDJE	23	14.89
05/31/2018	05/25/2018	to record amazon payment	10055340340	CDJE	24	8.43
05/31/2018	05/25/2018	to record amazon payment	10055340340	CDJE	25	389.70
05/31/2018	05/25/2018	to record amazon payment	10055420240	CDJE	26	129.70
05/31/2018	05/25/2018	to record amazon payment	10055420240	CDJE	27	64.57
05/31/2018	05/25/2018	to record amazon payment	20752070240	CDJE	28	396.00
05/31/2018	05/25/2018	to record amazon payment	10051520340	CDJE	29	13.99
05/31/2018	05/25/2018	to record amazon payment	10055340340	CDJE	30	39.06
05/31/2018	05/25/2018	to record amazon payment	10055340340	CDJE	31	30.00
05/31/2018	05/25/2018	to record amazon payment	10055420240	CDJE	32	129.14
05/31/2018	05/25/2018	to record amazon payment	10052400310	CDJE	33	384.52
05/31/2018	05/25/2018	to record amazon payment	10051600340	CDJE	34	13.85
05/31/2018	05/25/2018	to record amazon payment	10052400310	CDJE	35	15.99
05/31/2018	05/25/2018	to record amazon payment	10051600340	CDJE	36	11.61
05/31/2018	05/25/2018	to record amazon payment	10051600340	CDJE	37	19.59
05/31/2018	05/25/2018	to record amazon payment	20752070240	CDJE	38	109.96
05/31/2018	05/25/2018	to record amazon payment	10052400310	CDJE	39	8.99
05/31/2018	05/25/2018	to record amazon payment	20752070240	CDJE	40	56.99
05/31/2018	05/25/2018	to record amazon payment	10055340340	CDJE	41	27.78
05/31/2018	05/25/2018	to record amazon payment	10051600340	CDJE	42	41.60
05/31/2018	05/25/2018	to record amazon payment	10055340340	CDJE	43	622.92
05/31/2018	05/25/2018	to record amazon payment	10055340340	CDJE	44	39.99
05/31/2018	05/25/2018	to record amazon payment	10052400310	CDJE	45	448.89
05/31/2018	05/25/2018	to record amazon payment	10055340340	CDJE	46	134.95
05/31/2018	05/25/2018	to record amazon payment	20752070240	CDJE	47	397.85
05/31/2018	05/25/2018	to record amazon payment	10055340340	CDJE	48	42.22
05/31/2018	05/25/2018	to record amazon payment	10055420340	CDJE	49	123.20
05/31/2018	05/25/2018	to record amazon payment	10055420340	CDJE	50	186.68
05/31/2018	05/25/2018	to record amazon payment	10051420120	CDJE	51	307.59
05/31/2018	05/25/2018	to record amazon payment	10055340340	CDJE	52	5.16

Bank No: 1 GENERAL FUND - STATE BANK OF LACROSSE - GENERAL FUND

Period Date	Transaction Date	Description	Account Number	Journal	Check Number	Check Amount
05/31/2018	05/25/2018	to record amazon payment	10052400310	CDJE	53	19.19
05/31/2018	05/25/2018	to record amazon payment	60053920921	CDJE	54	69.99
05/31/2018	05/11/2018	PAYROLL TRANS FOR 05/04/2018 PAY PERIOD	00111000	CDP	92001	97,257.14-
05/31/2018	05/11/2018	DIRECT DEPOSIT TOTAL	10021700	CDP	92201	70,312.23
05/31/2018	05/25/2018	DIRECT DEPOSIT TOTAL	10021700	CDP	92202	71,184.26
05/31/2018	05/10/2018	TOTAL CHECKS & OTHER CHARGES - COMBINED	00111000	CDA	95005	46,041.26-
05/31/2018	05/14/2018	TOTAL CHECKS & OTHER CHARGES - COMBINED	00111000	CDA	95006	131,827.67-
05/31/2018	05/30/2018	TOTAL CHECKS & OTHER CHARGES - COMBINED	00111000	CDA	95015	200.50-
05/31/2018	05/31/2018	TOTAL CHECKS & OTHER CHARGES - COMBINED	00111000	CDA	95016	59,463.70-
05/31/2017	05/03/2017	INTERNAT'L ASSO FOR PROP & EVIDENCE INC	10021100	CDA	111119	50.00
07/31/2017	07/27/2017	TOURNAMENT PRIZE MONEY	10021100	CDA	112220	200.00
08/31/2017	08/07/2017	Drake, Charles M & Corydon F	80021100	CDA	112506	14.14
08/31/2017	08/15/2017	PFAFF, MATTHEW	10021100	CDA	112531	15.00
09/30/2017	09/01/2017	POIRIER, KE'ANA K	10021700	CDP	112811	141.98
09/30/2017	09/14/2017	SEITZ, DAVID & MARION	70021100	CDA	113031	1,000.00
10/31/2017	10/17/2017	Zaremba, Todd	60021100	CDA	113361	11.51
10/31/2017	10/27/2017	BUGGS, NICOLE A	10021700	CDP	113388	255.00
11/30/2017	11/10/2017	ANDERSON, JACOB R	10021700	CDP	113557	21.01
11/30/2017	11/10/2017	BUGGS, NICOLE A	10021700	CDP	113561	73.88
11/30/2017	11/10/2017	HELLMAN, NATHAN J	10021700	CDP	113566	14.78
11/30/2017	11/24/2017	HELLMAN, NATHAN J	10021700	CDP	113701	7.38
02/28/2018	02/20/2018	NWBLA	10021100	CDA	113968	95.00-
12/31/2017	12/20/2017	WI ECONOMIC DEVELOPMENT ASSO	10021100	CDA	113975	325.00
02/28/2018	02/20/2018	JOHNSON, CYNTHIA	10021100	CDA	114594	10.00
03/31/2018	03/28/2018	LEIS, MORGAN	10021100	CDA	114945	15.00
04/30/2018	04/04/2018	EVANS PRINT & MEDIA GROUP	60021100	CDA	114992	50.00
04/30/2018	04/06/2018	GIDDINGS, ADELIN A	10021100	CDA	115020	40.00
04/30/2018	04/13/2018	LYDON, JOSHUA W	10021700	CDP	115051	277.05
04/30/2018	04/13/2018	BARTELS, LIANNA R	10021700	CDP	115060	48.03
04/30/2018	04/11/2018	WI DNR	60021100	CDA	115098	45.00
04/30/2018	04/18/2018	ARNOLD'S SERVICE & TOWING LLC	10021100	CDA	115118	217.94
04/30/2018	04/18/2018	AUTO GLASS OF SPARTA	10021100	CDA	115119	295.00
04/30/2018	04/18/2018	KOLTERMANN, GERALD F	10021100	CDA	115125	10.00
04/30/2018	04/18/2018	MUBARAK & PRECOUR S.C.	10021100	CDA	115128	176.50
04/30/2018	04/20/2018	ARNOLD'S SERVICE & TOWING LLC	10021100	CDA	115136	125.00
04/30/2018	04/20/2018	MILWAUKEE POLICE REGIONAL TRAINING CTR	10021100	CDA	115141	200.00
04/30/2018	04/24/2018	DE LAGE LANDEN FINANCIAL SERVICES INC	20121100	CDA	115150	830.61
04/30/2018	04/24/2018	Forbes, Michael	60021100	CDA	115152	107.47
04/30/2018	04/24/2018	Hagen's Sales & Service	10021100	CDA	115153	108.56
04/30/2018	04/24/2018	HUBER, PAM	10021100	CDA	115154	94.92
04/30/2018	04/24/2018	KIWANIS CLUB OF SPARTA	20121100	CDA	115155	149.50
04/30/2018	04/24/2018	MSA Professional Services Inc	40221100	CDA	115157	5,390.00
04/30/2018	04/24/2018	MSA Professional Services Inc	40921100	CDA	115157	25,499.25
04/30/2018	04/24/2018	P & P PRODUCTS	10021100	CDA	115158	29.00
04/30/2018	04/24/2018	THE AMERICAN ROAD MACHINERY CO	10021100	CDA	115160	264.86
04/30/2018	04/24/2018	USA Blue Book	10021100	CDA	115162	213.54
04/30/2018	04/24/2018	WATCH GUARD VIDEO	40121100	CDA	115163	5,360.00
04/30/2018	04/24/2018	WI DNR	70021100	CDA	115164	45.00
04/30/2018	04/27/2018	AMUNDSON, JEAN E	10021700	CDP	115166	12.00
04/30/2018	04/27/2018	AXELSEN, EMILY J	10021700	CDP	115167	120.00
04/30/2018	04/27/2018	BERNATH, AMY E	10021700	CDP	115168	128.00
04/30/2018	04/27/2018	BERNATH, MICHAEL E	10021700	CDP	115169	120.00
04/30/2018	04/27/2018	CAUCUTT, LINDA M	10021700	CDP	115170	120.00
04/30/2018	04/27/2018	COCHRAN, JULIE G	10021700	CDP	115171	161.25
04/30/2018	04/27/2018	EGGERS, PATRICIA A	10021700	CDP	115172	108.75
04/30/2018	04/27/2018	EVANS, MARY J	10021700	CDP	115173	120.00

Bank No: 1 GENERAL FUND - STATE BANK OF LACROSSE - GENERAL FUND

Period Date	Transaction Date	Description	Account Number	Journal	Check Number	Check Amount
04/30/2018	04/27/2018	GLEISS, JEAN A	10021700	CDP	115174	11.25
04/30/2018	04/27/2018	GOLDMAN, DAVID E	10021700	CDP	115175	116.25
04/30/2018	04/27/2018	HABHEGGER, EDITH D	10021700	CDP	115176	11.25
04/30/2018	04/27/2018	JEFFERSON, JAMES B	10021700	CDP	115177	120.00
04/30/2018	04/27/2018	JEFFERSON, TERESA L	10021700	CDP	115178	128.00
04/30/2018	04/27/2018	KAUFMAN, LINDA J	10021700	CDP	115179	82.50
04/30/2018	04/27/2018	MCCLAIN, KAREN L	10021700	CDP	115180	108.75
04/30/2018	04/27/2018	MUEHLENKAMP, ARDELL	10021700	CDP	115181	120.00
04/30/2018	04/27/2018	PACE, MICHAEL T	10021700	CDP	115182	11.25
04/30/2018	04/27/2018	PEDERSON, CARYL A	10021700	CDP	115183	93.75
04/30/2018	04/27/2018	SCHURE, JUDITH A	10021700	CDP	115184	120.00
04/30/2018	04/27/2018	SHILLING, KATHRYN M	10021700	CDP	115185	108.75
04/30/2018	04/27/2018	SIMPKINSON, CYNTHIA H	10021700	CDP	115186	120.00
04/30/2018	04/27/2018	WISE, CYNTHIA K	10021700	CDP	115187	128.00
04/30/2018	04/27/2018	ZIEGLER, DARLEEN M	10021700	CDP	115188	150.00
04/30/2018	04/27/2018	WEISSENBERGER, AMY R	10021700	CDP	115190	843.18
04/30/2018	04/27/2018	PICKERING, SARA J	10021700	CDP	115194	95.58
04/30/2018	04/27/2018	SCHALLER, RITA M	10021700	CDP	115195	211.66
04/30/2018	04/27/2018	BARTELS, LIANNA R	10021700	CDP	115196	226.69
04/30/2018	04/27/2018	BAUMAN, DOUGLAS B	10021700	CDP	115197	16.94
04/30/2018	04/27/2018	BLAHA, CAROLINE M	10021700	CDP	115198	164.73
04/30/2018	04/27/2018	CARRIERE, COLLIN C	10021700	CDP	115200	27.70
04/30/2018	04/27/2018	HALE, CATHIE J	10021700	CDP	115203	141.87
04/30/2018	04/27/2018	MOORE, DECEMBER R	10021700	CDP	115205	199.53
04/30/2018	04/27/2018	RABIDEAU, MADISON J	10021700	CDP	115206	246.16
04/30/2018	04/27/2018	SCHALLER, DELANEY K	10021700	CDP	115207	47.10
04/30/2018	04/27/2018	SKON, GREGORY J	10021700	CDP	115208	92.35
04/30/2018	04/27/2018	GIRAUD, RANDY S	10021700	CDP	115211	1,381.42
04/30/2018	04/27/2018	THOMAS, SCOTT B	10021700	CDP	115212	1,246.29
04/30/2018	04/26/2018	CARRICO AQUATIC RESOURCES INC	10021100	CDA	115220	4,575.00
04/30/2018	04/26/2018	CHARTER COMMUNICATIONS	10021100	CDA	115221	329.32
04/30/2018	04/26/2018	CHARTER COMMUNICATIONS	20621100	CDA	115221	109.36
04/30/2018	04/26/2018	CLESEN PROTURF SOLUTIONS LLC	20621100	CDA	115222	475.00
04/30/2018	04/26/2018	DELTA DENTAL OF WISCONSIN	10021100	CDA	115224	4,386.36
04/30/2018	04/26/2018	EVANS PRINT & MEDIA GROUP	20521100	CDA	115225	28.00
04/30/2018	04/26/2018	EVANS PRINT & MEDIA GROUP	20621100	CDA	115225	20.00
04/30/2018	04/26/2018	FOX VALLEY TECHNICAL COLLEGE	10021100	CDA	115226	450.00
04/30/2018	04/26/2018	GEIER, GARRETT	20621100	CDA	115227	27.42
04/30/2018	04/26/2018	Hagen's Sales & Service	10021100	CDA	115228	34.70
04/30/2018	04/26/2018	Holiday Wholesale	20521100	CDA	115229	55.53
04/30/2018	04/26/2018	LA CROSSE SIGN CO INC	40921100	CDA	115231	100,000.00
04/30/2018	04/26/2018	MODERN DISPOSAL SYSTEMS LLC	10021100	CDA	115232	17,298.02
04/30/2018	04/26/2018	PERKINS OIL	10021100	CDA	115233	47.79
04/30/2018	04/26/2018	PICA GROVE LLC	20321100	CDA	115234	183.84
04/30/2018	04/26/2018	PICA GROVE LLC	40921100	CDA	115234	8,652.50
04/30/2018	04/26/2018	PREMIER COOPERATIVE	10021100	CDA	115235	266.37
04/30/2018	04/26/2018	PREMIER COOPERATIVE	20621100	CDA	115235	266.36
04/30/2018	04/26/2018	PREMIER GOLF & UTILITY VEHICLE	20621100	CDA	115236	3,950.00
04/30/2018	04/26/2018	RIVER BANK	40621100	CDA	115237	47,579.64
04/30/2018	04/26/2018	THREE RIVERS GOLF ASSOCIATION	20621100	CDA	115238	250.00
04/30/2018	04/26/2018	Union National Bank	20321100	CDA	115239	53,024.17
04/30/2018	04/26/2018	WALMART COMMUNITY - CITY	10021100	CDA	115240	82.15
04/30/2018	04/26/2018	WALMART COMMUNITY - CITY	20121100	CDA	115240	317.06
04/30/2018	04/26/2018	WALMART COMMUNITY - CITY	20521100	CDA	115240	88.93
04/30/2018	04/26/2018	WALMART COMMUNITY - PD	10021100	CDA	115241	15.46
04/30/2018	04/26/2018	WESTERN TECHNICAL COLLEGE	10021100	CDA	115242	700.00

Bank No: 1 GENERAL FUND - STATE BANK OF LACROSSE - GENERAL FUND

Period Date	Transaction Date	Description	Account Number	Journal	Check Number	Check Amount
04/30/2018	04/26/2018	WMCA	10021100	CDA	115243	35.00
04/30/2018	04/26/2018	XCEL ENERGY	40921100	CDA	115244	34,260.13
04/30/2018	04/27/2018	AIRGAS USA LLC	10021100	CDA	115245	57.50
04/30/2018	04/27/2018	BAKER & TAYLOR	20121100	CDA	115246	798.43
04/30/2018	04/27/2018	BREIDENBACH CHIROPRACTIC	10021100	CDA	115247	124.91
04/30/2018	04/27/2018	EVANS PRINT & MEDIA GROUP	20121100	CDA	115248	1,079.00
04/30/2018	04/27/2018	SPARTA POLICE DEPT	10021100	CDA	115249	99.50
04/30/2018	04/27/2018	SPEED'S PROPERTIES LLC	10021100	CDA	115250	202.55
04/30/2018	04/27/2018	Tri-State Business Machines	10021100	CDA	115251	54.42
04/30/2018	04/27/2018	WVWA - ATTN: Karen Harter	70021100	CDA	115252	50.00
04/30/2018	04/27/2018	WVWA West Central District	70021100	CDA	115253	90.00
04/30/2018	04/27/2018	Sparta Postmaster	60021100	CDA	115255	144.29
04/30/2018	04/27/2018	Sparta Postmaster	70021100	CDA	115255	144.29
04/30/2018	04/30/2018	ADVANCE AUTO PARTS	70021100	CDA	115256	94.90
04/30/2018	04/30/2018	All American Do It Center	70021100	CDA	115257	24.77
04/30/2018	04/30/2018	Auto Value Parts Stores	10021100	CDA	115258	485.08
04/30/2018	04/30/2018	Band Box Cleaners & Laundry Inc	70021100	CDA	115259	52.72
04/30/2018	04/30/2018	CHARTER COMMUNICATIONS	10021100	CDA	115260	185.67
04/30/2018	04/30/2018	CITIZENS FIRST BANK	20621100	CDA	115261	24,697.99
04/30/2018	04/30/2018	CITIZENS FIRST BANK	30021100	CDA	115261	21,039.01
04/30/2018	04/30/2018	CLEAN WATER TESTING LLC	60021100	CDA	115262	333.20
04/30/2018	04/30/2018	Core & Main LP	60021100	CDA	115263	6,720.00
04/30/2018	04/30/2018	DAKOTA SUPPLY GROUP	70021100	CDA	115264	171.96
04/30/2018	04/30/2018	Davy Laboratories	70021100	CDA	115265	67.25
04/30/2018	04/30/2018	DEMCO	20121100	CDA	115266	143.43
04/30/2018	04/30/2018	EVANS PRINT & MEDIA GROUP	10021100	CDA	115267	15.00
04/30/2018	04/30/2018	First Supply LLC	60021100	CDA	115268	37.24
04/30/2018	04/30/2018	Gerke Excavating Inc	60021100	CDA	115269	2,915.00
04/30/2018	04/30/2018	Grainger	60021100	CDA	115270	504.97
04/30/2018	04/30/2018	Hawkins Inc	60021100	CDA	115271	5,730.10
04/30/2018	04/30/2018	Marshall-Bond Pumps Inc	70021100	CDA	115272	4,407.84
04/30/2018	04/30/2018	Mid-Wisconsin Pump & Well Service LLC	40921100	CDA	115273	283.47
04/30/2018	04/30/2018	Moe Fencing Inc	10021100	CDA	115274	881.00
04/30/2018	04/30/2018	MSA Professional Services Inc	40021100	CDA	115275	3,454.42
04/30/2018	04/30/2018	MSA Professional Services Inc	60021100	CDA	115275	3,454.42
04/30/2018	04/30/2018	MSA Professional Services Inc	70021100	CDA	115275	3,454.42
04/30/2018	04/30/2018	OCV CONTROL VALVES LLC	60021100	CDA	115276	1,125.43
04/30/2018	04/30/2018	O'REILLY AUTOMOTIVE INC	70021100	CDA	115277	153.82
04/30/2018	04/30/2018	Service Plus Heating & Cooling LLC	70021100	CDA	115278	1,143.99
04/30/2018	04/30/2018	The Hardware Store	60021100	CDA	115279	33.56
04/30/2018	04/30/2018	The Hardware Store	70021100	CDA	115279	41.53
04/30/2018	04/30/2018	Walmart Community - Water	60021100	CDA	115280	130.47
05/31/2018	05/01/2018	BOYS & GIRLS CLUB OF SPARTA	10021100	CDA	115281	320.00
05/31/2018	05/01/2018	CLEAN WATER TESTING LLC	60021100	CDA	115282	39.20
05/31/2018	05/01/2018	Core & Main LP	60021100	CDA	115283	375.00
05/31/2018	05/01/2018	COULEE TECHLINK INC	10021100	CDA	115284	695.00
05/31/2018	05/01/2018	Fire Protection Specialists	10021100	CDA	115285	77.78
05/31/2018	05/01/2018	GALLS LLC	10021100	CDA	115286	7.56
05/31/2018	05/01/2018	KIESLER'S POLICE SUPPLY INC	10021100	CDA	115287	1,767.36
05/31/2018	05/01/2018	QUILL CORPORATION	10021100	CDA	115288	171.98
05/31/2018	05/01/2018	SPARTA POLICE DEPT	40221100	CDA	115289	320.00
05/31/2018	05/01/2018	The Hardware Store	10021100	CDA	115290	64.24
05/31/2018	05/01/2018	The Hardware Store	20721100	CDA	115290	16.19
05/31/2018	05/01/2018	USA Blue Book	60021100	CDA	115291	438.30
05/31/2018	05/01/2018	WE ENERGIES	10021100	CDA	115292	1,813.28
05/31/2018	05/01/2018	WE ENERGIES	20621100	CDA	115292	434.61

Bank No: 1 GENERAL FUND - STATE BANK OF LACROSSE - GENERAL FUND

Period Date	Transaction Date	Description	Account Number	Journal	Check Number	Check Amount
05/31/2018	05/01/2018	WE ENERGIES	20721100	CDA	115292	979.36
05/31/2018	05/01/2018	WE ENERGIES	60021100	CDA	115292	1,241.05
05/31/2018	05/01/2018	XCEL ENERGY	10021100	CDA	115293	78.59
05/31/2018	05/01/2018	XCEL ENERGY	60021100	CDA	115293	5,783.29
05/31/2018	05/01/2018	XCEL ENERGY	70021100	CDA	115293	56.02
05/31/2018	05/03/2018	B & B PLUMBING INC	70021100	CDA	115294	224.43
05/31/2018	05/03/2018	BAKER & TAYLOR	20121100	CDA	115295	300.56
05/31/2018	05/03/2018	BAKER TILLY VIRCHOW KRAUSE LLP	10021100	CDA	115296	1,400.00
05/31/2018	05/03/2018	Band Box Cleaners & Laundry Inc	70021100	CDA	115297	31.12
05/31/2018	05/03/2018	CROELL INC	10021100	CDA	115298	65.00
05/31/2018	05/03/2018	Fire Protection Specialists	10021100	CDA	115299	283.65
05/31/2018	05/03/2018	Fire Protection Specialists	20121100	CDA	115299	251.75
05/31/2018	05/03/2018	GALE/CENGAGE LEARNING	20121100	CDA	115300	75.72
05/31/2018	05/03/2018	KEMP III, DAVID P	20121100	CDA	115301	850.00
05/31/2018	05/03/2018	Lane Tank Co Inc	60021100	CDA	115302	13,850.00
05/31/2018	05/03/2018	MSA Professional Services Inc	70021100	CDA	115303	6,415.00
05/31/2018	05/03/2018	REGISTRATION FEE TRUST	10021100	CDA	115304	4.50
05/31/2018	05/03/2018	Service Plus Heating & Cooling LLC	70021100	CDA	115305	305.00
05/31/2018	05/03/2018	SPARTA FREE LIBRARY	20121100	CDA	115306	65.49
05/31/2018	05/03/2018	SYVERSON AUTO BODY INC	10021100	CDA	115307	2,056.00
05/31/2018	05/03/2018	WAUPACA AREA PUBLIC LIBRARY	20121100	CDA	115308	17.00
05/31/2018	05/03/2018	WE ENERGIES	20121100	CDA	115309	235.72
05/31/2018	05/03/2018	WE ENERGIES	70021100	CDA	115309	1,190.55
05/31/2018	05/03/2018	WI PROFESSIONAL POLICE ASSO INC	10021100	CDA	115310	710.60
05/31/2018	05/03/2018	WRIGHT'S SEPTIC TANK SERVICE	70021100	CDA	115311	270.00
05/31/2018	05/04/2018	1ST COMMUNITY CREDIT UNION - PD	10021100	CDA	115312	2,132.47
05/31/2018	05/04/2018	1ST COMMUNITY CREDIT UNION - PD	20821100	CDA	115312	586.74
05/31/2018	05/04/2018	1ST COMMUNITY CREDIT UNION - PD	40121100	CDA	115312	57.96
05/31/2018	05/04/2018	All American Do It Center	10021100	CDA	115313	530.02
05/31/2018	05/04/2018	All American Do It Center	20421100	CDA	115313	7.29
05/31/2018	05/04/2018	All American Do It Center	20621100	CDA	115313	222.45
05/31/2018	05/04/2018	All American Do It Center	20721100	CDA	115313	71.91
05/31/2018	05/04/2018	BACKGROUNDS ONLINE	10021100	CDA	115314	29.95
05/31/2018	05/04/2018	C BARLOW LANDSCAPES	20621100	CDA	115315	167.45
05/31/2018	05/04/2018	Core & Main LP	60021100	CDA	115316	17,020.00
05/31/2018	05/04/2018	CULLIGAN - TOMAH	40021100	CDA	115317	16.95
05/31/2018	05/04/2018	DALCO	10021100	CDA	115318	200.73
05/31/2018	05/04/2018	DALCO	20721100	CDA	115318	188.72-
05/31/2018	05/04/2018	DECALS WITH DISTINCTION	20821100	CDA	115319	300.00
05/31/2018	05/04/2018	E O JOHNSON	10021100	CDA	115320	306.31
05/31/2018	05/04/2018	E O JOHNSON CO INC	10021100	CDA	115321	187.00
05/31/2018	05/04/2018	EVANS PRINT & MEDIA GROUP	10021100	CDA	115322	23.38
05/31/2018	05/04/2018	HORST DISTRIBUTING INC	10021100	CDA	115323	438.00
05/31/2018	05/04/2018	HORST DISTRIBUTING INC	20621100	CDA	115323	1,206.34
05/31/2018	05/04/2018	KENWORTHY'S TRUCK & AUTO REPAIR	10021100	CDA	115324	908.41
05/31/2018	05/04/2018	KWIK TRIP INC	10021100	CDA	115325	6,569.68
05/31/2018	05/04/2018	MCKAY NURSERY COMPANY	20621100	CDA	115326	1,000.00
05/31/2018	05/04/2018	MINNESOTA LIFE INSURANCE CO	10021100	CDA	115327	1,341.35
05/31/2018	05/04/2018	MONROE COUNTY CLERK	10021100	CDA	115328	1,140.40
05/31/2018	05/04/2018	P & P PRODUCTS	20521100	CDA	115329	1,785.00
05/31/2018	05/04/2018	SHERWIN WILLIAMS CO	10021100	CDA	115330	881.00
05/31/2018	05/04/2018	SPARTA COOPERATIVE SERVICES	10021100	CDA	115331	22.00
05/31/2018	05/04/2018	SPARTA COOPERATIVE SERVICES	60021100	CDA	115331	544.47
05/31/2018	05/04/2018	STAPLES BUSINESS ADVANTAGE	10021100	CDA	115332	424.70
05/31/2018	05/04/2018	The Hardware Store	20621100	CDA	115333	9.61
05/31/2018	05/04/2018	The Hardware Store	70021100	CDA	115333	5.11

Bank No: 1 GENERAL FUND - STATE BANK OF LACROSSE - GENERAL FUND

Period Date	Transaction Date	Description	Account Number	Journal	Check Number	Check Amount
05/31/2018	05/04/2018	WI DEPT OF AG TRADE & CONSUMER PROTEC	10021100	CDA	115334	4,800.00
05/31/2018	05/04/2018	WI DEPT OF TRANSPORTATION -TVRP	10021100	CDA	115335	50.00
05/31/2018	05/04/2018	WOLVERINE FIREWORKS DISPLAY INC	10021100	CDA	115336	4,500.00
05/31/2018	05/11/2018	SUND, MARK D - DIR DEP	10021700	CDP	115337	.00
05/31/2018	05/11/2018	SUND, MARK D	10021700	CDP	115337	273.23
05/31/2018	05/11/2018	WEISSENBERGER, AMY R	10021700	CDP	115338	843.18
05/31/2018	05/11/2018	BRUEGGEMAN, KEVIN K	10021700	CDP	115339	277.05
05/31/2018	05/11/2018	BUTTON, RONALD J	10021700	CDP	115340	649.28
05/31/2018	05/11/2018	CHURCH, JAMES A	10021700	CDP	115341	277.05
05/31/2018	05/11/2018	HUMPHREY, BRUCE	10021700	CDP	115342	277.05
05/31/2018	05/11/2018	KARRELS, ALLI M	10021700	CDP	115343	277.05
05/31/2018	05/11/2018	LUKASEK, EDWARD J	10021700	CDP	115344	227.05
05/31/2018	05/11/2018	LYDON, JOSHUA W	10021700	CDP	115345	277.05
05/31/2018	05/11/2018	RILEY, KEVIN M	10021700	CDP	115346	277.05
05/31/2018	05/11/2018	STANEK, NORMAN G	10021700	CDP	115347	244.74
05/31/2018	05/11/2018	VON RUDEN, MARY A	10021700	CDP	115348	277.05
05/31/2018	05/11/2018	AMES, JOEL D - DIR DEP	10021700	CDP	115349	.00
05/31/2018	05/11/2018	AMES, JOEL D	10021700	CDP	115349	1,113.28
05/31/2018	05/11/2018	LEIS, VERNON C	10021700	CDP	115350	283.64
05/31/2018	05/11/2018	MARNACH, BARBARA J	10021700	CDP	115351	148.69
05/31/2018	05/11/2018	PICKERING, SARA J	10021700	CDP	115352	95.58
05/31/2018	05/11/2018	SCHALLER, RITA M	10021700	CDP	115353	191.17
05/31/2018	05/11/2018	ANDERSON, JACOB R	10021700	CDP	115354	36.11
05/31/2018	05/11/2018	BARTELS, LIANNA R	10021700	CDP	115355	108.05
05/31/2018	05/11/2018	BAUMAN, DOUGLAS B	10021700	CDP	115356	154.81
05/31/2018	05/11/2018	BLAHA, CAROLINE M	10021700	CDP	115357	96.16
05/31/2018	05/11/2018	BLIXT, JOAN B - DIR DEP	10021700	CDP	115358	.00
05/31/2018	05/11/2018	BLIXT, JOAN B	10021700	CDP	115358	630.70
05/31/2018	05/11/2018	CARRIERE, COLLIN C	10021700	CDP	115359	36.94
05/31/2018	05/11/2018	CHEW, MAKAYLA M	10021700	CDP	115360	127.57
05/31/2018	05/11/2018	GEIER, GARRETT J	10021700	CDP	115361	975.78
05/31/2018	05/11/2018	HALE, CATHIE J	10021700	CDP	115362	76.18
05/31/2018	05/11/2018	HELLMAN, NATHAN J	10021700	CDP	115363	72.38
05/31/2018	05/11/2018	HEMMERSBACH, ANDREW A	10021700	CDP	115364	644.15
05/31/2018	05/11/2018	HEMMERSBACH, THOMAS G	10021700	CDP	115365	1,392.09
05/31/2018	05/11/2018	MOORE, DECEMBER R	10021700	CDP	115366	141.36
05/31/2018	05/11/2018	RABIDEAU, MADISON J	10021700	CDP	115367	96.16
05/31/2018	05/11/2018	ROELS, THEODORE J	10021700	CDP	115368	321.09
05/31/2018	05/11/2018	SAVALL, BRUCE O	10021700	CDP	115369	121.91
05/31/2018	05/11/2018	SCHALLER, DELANEY K	10021700	CDP	115370	70.65
05/31/2018	05/11/2018	STEELE, RONALD R	10021700	CDP	115371	699.81
05/31/2018	05/11/2018	TODRYK, BRYANNA K	10021700	CDP	115372	17.66
05/31/2018	05/11/2018	WENDORF, LUKE J	10021700	CDP	115373	76.18
05/31/2018	05/11/2018	YAHNKE, VIRGINIA A	10021700	CDP	115374	492.80
05/31/2018	05/11/2018	ZUCCO, LAUREN	10021700	CDP	115375	256.50
05/31/2018	05/11/2018	CUNITZ, RANDAL R	10021700	CDP	115376	1,268.21
05/31/2018	05/11/2018	FLOCK, MARK A	10021700	CDP	115377	1,824.05
05/31/2018	05/11/2018	GIRAUD, RANDY S	10021700	CDP	115378	1,375.92
05/31/2018	05/11/2018	THOMAS, SCOTT B	10021700	CDP	115379	1,245.73
05/31/2018	05/11/2018	ALBERTSON, GREGORY R	10021700	CDP	115380	1,230.88
05/31/2018	05/11/2018	FORTUN, GREGORY M	10021700	CDP	115381	1,133.12
05/31/2018	05/11/2018	HEMMERSBACH, DONALD G	10021700	CDP	115382	1,167.56
05/31/2018	05/11/2018	KIRCHHOFF, RAYMOND E	10021700	CDP	115383	1,088.80
05/31/2018	05/11/2018	LEIS, DOUGLAS J - DIR DEP	10021700	CDP	115384	.00
05/31/2018	05/11/2018	LEIS, DOUGLAS J	10021700	CDP	115384	1,082.09
05/31/2018	05/11/2018	HANSON, TODD A	10021700	CDP	115385	1,726.33

Bank No: 1 GENERAL FUND - STATE BANK OF LACROSSE - GENERAL FUND

Period Date	Transaction Date	Description	Account Number	Journal	Check Number	Check Amount
05/31/2018	05/11/2018	SCHWIER, LEE A	10021700	CDP	115386	1,147.99
05/31/2018	05/09/2018	1ST COMMUNITY CREDIT UNION - CITY	10021100	CDA	115387	1,773.29
05/31/2018	05/09/2018	1ST COMMUNITY CREDIT UNION - CITY	20121100	CDA	115387	807.64
05/31/2018	05/09/2018	1ST COMMUNITY CREDIT UNION - CITY	20521100	CDA	115387	432.91
05/31/2018	05/09/2018	1ST COMMUNITY CREDIT UNION - CITY	20621100	CDA	115387	634.28
05/31/2018	05/09/2018	1ST COMMUNITY CREDIT UNION - CITY	40021100	CDA	115387	50.00
05/31/2018	05/09/2018	1ST COMMUNITY CREDIT UNION - CITY	40921100	CDA	115387	9.18
05/31/2018	05/09/2018	AXON ENTERPRISE INC	40121100	CDA	115388	4,680.00
05/31/2018	05/09/2018	BAKER & TAYLOR	20121100	CDA	115389	7.91
05/31/2018	05/09/2018	COULEE REGION SPORTS LEAGUE	10021100	CDA	115390	155.00
05/31/2018	05/09/2018	CROELL INC	40221100	CDA	115391	841.00
05/31/2018	05/09/2018	DALCO	10021100	CDA	115392	601.61
05/31/2018	05/09/2018	EVANS PRINT & MEDIA GROUP	10021100	CDA	115393	411.32
05/31/2018	05/09/2018	EVANS PRINT & MEDIA GROUP	70021100	CDA	115393	171.00
05/31/2018	05/09/2018	First Supply LLC	60021100	CDA	115394	50.28
05/31/2018	05/09/2018	GALLS LLC	10021100	CDA	115395	637.39
05/31/2018	05/09/2018	GOODYEAR AUTO SERVICE CENTER	10021100	CDA	115396	532.08
05/31/2018	05/09/2018	Hach Company	70021100	CDA	115397	204.86
05/31/2018	05/09/2018	HUNTINGTON, JENNIFER	10021100	CDA	115398	1,580.00
05/31/2018	05/09/2018	MADISON VETERINARY SPECIALISTS S.C.	20821100	CDA	115399	2,938.50
05/31/2018	05/09/2018	Metropolitan Compounds Inc	70021100	CDA	115400	578.00
05/31/2018	05/09/2018	MIDWEST TAPE	20121100	CDA	115401	19.99
05/31/2018	05/09/2018	Monroe County Reg of Deeds	10021100	CDA	115402	30.00
05/31/2018	05/09/2018	MONROE COUNTY TREASURER	10021100	CDA	115403	270.00
05/31/2018	05/09/2018	PICA GROVE LLC	40921100	CDA	115404	4,326.25
05/31/2018	05/09/2018	Pollard Water	60021100	CDA	115405	1,583.76
05/31/2018	05/09/2018	QTpod	40221100	CDA	115406	1,095.00
05/31/2018	05/09/2018	RIPP DISTRIBUTING CO INC	10021100	CDA	115407	40.00
05/31/2018	05/09/2018	SPARTA COOPERATIVE SERVICES	10021100	CDA	115408	738.96
05/31/2018	05/09/2018	SPARTA COOPERATIVE SERVICES	40221100	CDA	115408	24.58
05/31/2018	05/09/2018	SPARTA COOPERATIVE SERVICES	70021100	CDA	115408	450.70
05/31/2018	05/09/2018	SPARTA WOMEN'S GOLF ASSOCIATION	20621100	CDA	115410	1,050.00
05/31/2018	05/09/2018	SPARTA WRESTLING CLUB	20321100	CDA	115411	2,054.99
05/31/2018	05/09/2018	STAFF, BRENT	10021100	CDA	115412	72.00
05/31/2018	05/09/2018	STATE OF WISCONSIN - COURT FINES	10021100	CDA	115413	1,073.23
05/31/2018	05/09/2018	The Hardware Store	20121100	CDA	115414	28.78
05/31/2018	05/09/2018	THURSTON, RICHARD	10021100	CDA	115415	54.00
05/31/2018	05/09/2018	TRACKER PRODUCTS LLC	10021100	CDA	115416	2,046.00
05/31/2018	05/09/2018	U.S. CELLULAR	10021100	CDA	115417	12.02
05/31/2018	05/09/2018	ULINE	10021100	CDA	115418	207.69
05/31/2018	05/09/2018	VERNON ELECTRIC COOP	40021100	CDA	115419	48.24
05/31/2018	05/09/2018	W.W.W.P. - Port Edwards	60021100	CDA	115420	100.00
05/31/2018	05/09/2018	WI State Lab of Hygiene	60021100	CDA	115421	25.00
05/31/2018	05/10/2018	BACKGROUNDS ONLINE	20121100	CDA	115422	188.20
05/31/2018	05/10/2018	BAKER & TAYLOR	20121100	CDA	115423	314.87
05/31/2018	05/10/2018	CENTURYLINK	20121100	CDA	115424	216.49
05/31/2018	05/10/2018	CHOICE SECURITY & SURVEILLANCE	20121100	CDA	115425	342.50
05/31/2018	05/10/2018	GALE/CENGAGE LEARNING	20121100	CDA	115426	170.29
05/31/2018	05/10/2018	GALLS LLC	10021100	CDA	115427	60.94
05/31/2018	05/10/2018	KUJAK ORTHODONTICS	10021100	CDA	115428	538.74
05/31/2018	05/10/2018	LOW VOLTAGE SOLUTIONS LLC	40121100	CDA	115429	4,081.44
05/31/2018	05/10/2018	LYDON DRYWALL & ELECTRIC INC	20121100	CDA	115430	1,464.00
05/31/2018	05/10/2018	MAYO CLINIC	10021100	CDA	115431	175.00
05/31/2018	05/10/2018	MODERN DISPOSAL SYSTEMS LLC	10021100	CDA	115432	17,298.02
05/31/2018	05/10/2018	SHERWIN WILLIAMS CO	10021100	CDA	115433	2,046.60
05/31/2018	05/10/2018	THE O'BRION AGENCY LLC	20121100	CDA	115434	145.00

Bank No: 1 GENERAL FUND - STATE BANK OF LACROSSE - GENERAL FUND

Period Date	Transaction Date	Description	Account Number	Journal	Check Number	Check Amount
05/31/2018	05/10/2018	TRICOR INC	10021100	CDA	115435	2,140.00
05/31/2018	05/10/2018	UNIQUE MANAGEMENT SERVICES INC	20121100	CDA	115436	17.90
05/31/2018	05/10/2018	VERIZON WIRELESS	10021100	CDA	115437	266.94
05/31/2018	05/10/2018	VERIZON WIRELESS	60021100	CDA	115437	40.01
05/31/2018	05/10/2018	VERIZON WIRELESS	70021100	CDA	115437	40.01
05/31/2018	05/10/2018	Vierbicher Associates Inc	40021100	CDA	115438	4,146.00
05/31/2018	05/10/2018	WI DEPT OF JUSTICE - CIB	10021100	CDA	115439	217.00
05/31/2018	05/10/2018	XCEL ENERGY	10021100	CDA	115440	11,216.83
05/31/2018	05/10/2018	XCEL ENERGY	20121100	CDA	115440	734.09
05/31/2018	05/10/2018	XCEL ENERGY	40021100	CDA	115440	180.39
05/31/2018	05/15/2018	ARNOLD'S SERVICE & TOWING LLC	10021100	CDA	115441	1,575.28
05/31/2018	05/15/2018	Associated Trust Company	30021100	CDA	115442	237.48
05/31/2018	05/15/2018	CenturyLink	10021100	CDA	115443	2,148.27
05/31/2018	05/15/2018	CenturyLink	20621100	CDA	115443	177.83
05/31/2018	05/15/2018	CenturyLink	60021100	CDA	115443	308.04
05/31/2018	05/15/2018	CenturyLink	70021100	CDA	115443	335.57
05/31/2018	05/15/2018	EMC INSURANCE COMPANIES	10021100	CDA	115444	16,394.23
05/31/2018	05/15/2018	Hagen's Sales & Service	20821100	CDA	115445	100.00
05/31/2018	05/15/2018	HUBER, MICHAEL	10021100	CDA	115446	400.00
05/31/2018	05/15/2018	Hydrite Chemical Co	70021100	CDA	115447	5,527.62
05/31/2018	05/15/2018	P & P PRODUCTS	20821100	CDA	115448	561.60
05/31/2018	05/15/2018	STATE BAR OF WISCONSIN	10021100	CDA	115449	51.38
05/31/2018	05/15/2018	THE O'BRIEN AGENCY LLC	10021100	CDA	115450	290.00
05/31/2018	05/15/2018	TRAFFIC & PARKING CONTROL CO (TAPCO)	10021100	CDA	115451	132.57
05/31/2018	05/15/2018	Tri-State Business Machines	10021100	CDA	115452	125.00
05/31/2018	05/15/2018	ULINE	10021100	CDA	115453	112.36
05/31/2018	05/15/2018	VERIZON WIRELESS	10021100	CDA	115454	466.06
05/31/2018	05/15/2018	VERNON MEMORIAL HEALTHCARE	10021100	CDA	115455	60.00
05/31/2018	05/15/2018	WI DEPT OF TRANSPORTATION	40021100	CDA	115456	2,508.26
05/31/2018	05/15/2018	WOODLAWN CEMETARY ASSOCIATION	10021100	CDA	115457	15,000.00
05/31/2018	05/15/2018	XCEL ENERGY	10021100	CDA	115458	242.56
05/31/2018	05/15/2018	XCEL ENERGY	60021100	CDA	115458	128.20
05/31/2018	05/16/2018	GUNDERSEN HEALTH SYSTEM	10021100	CDA	115459	3.25
05/31/2018	05/16/2018	LOW VOLTAGE SOLUTIONS LLC	40121100	CDA	115460	4,858.56
05/31/2018	05/16/2018	State Bank	80021100	CDA	115461	553.01
05/31/2018	05/16/2018	XCEL ENERGY	10021100	CDA	115462	40.55
05/31/2018	05/17/2018	BLUE LINE GRIND	20821100	CDA	115463	72.56
05/31/2018	05/17/2018	CenturyLink	70021100	CDA	115464	73.79
05/31/2018	05/17/2018	L W Allen LLC	60021100	CDA	115465	1,344.30
05/31/2018	05/17/2018	Sparta Postmaster	60021100	CDA	115466	250.00
05/31/2018	05/17/2018	Sparta Postmaster	70021100	CDA	115466	250.00
05/31/2018	05/17/2018	XCEL ENERGY	60021100	CDA	115467	2,775.62
05/31/2018	05/17/2018	XCEL ENERGY	70021100	CDA	115467	8,284.41
05/31/2018	05/18/2018	Void Check	00111000	CDA	115468	.00
05/31/2018	05/18/2018	Void Check	00111000	CDA	115469	.00
05/31/2018	05/18/2018	Void Check	00111000	CDA	115470	.00
05/31/2018	05/18/2018	Void Check	00111000	CDA	115471	.00
05/31/2018	05/18/2018	BRUCE EQUIPMENT	10021100	CDA	115472	34.79
05/31/2018	05/18/2018	EVANS PRINT & MEDIA GROUP	10021100	CDA	115473	25.00
05/31/2018	05/18/2018	ROCK OIL REFINING INC	10021100	CDA	115474	123.75
05/31/2018	05/18/2018	WINDOW WORLD	20021100	CDA	115475	5,114.50
05/31/2018	05/25/2018	SUND, MARK D - DIR DEP	10021700	CDP	115476	.00
05/31/2018	05/25/2018	SUND, MARK D	10021700	CDP	115476	302.65
05/31/2018	05/25/2018	ENDRES, CODY LC	10021700	CDP	115477	18.47
05/31/2018	05/25/2018	ITZIN, ANNE-MARIE	10021700	CDP	115478	18.47
05/31/2018	05/25/2018	ROWELL, KATELYN K	10021700	CDP	115479	18.47

Bank No: 1 GENERAL FUND - STATE BANK OF LACROSSE - GENERAL FUND

Period Date	Transaction Date	Description	Account Number	Journal	Check Number	Check Amount
05/31/2018	05/25/2018	SHIPLEY, KRISTIN D	10021700	CDP	115480	18.47
05/31/2018	05/25/2018	WEISSENBERGER, AMY R	10021700	CDP	115481	843.18
05/31/2018	05/25/2018	AMES, JOEL D - DIR DEP	10021700	CDP	115482	.00
05/31/2018	05/25/2018	AMES, JOEL D	10021700	CDP	115482	1,128.11
05/31/2018	05/25/2018	LEIS, VERNON C	10021700	CDP	115483	314.12
05/31/2018	05/25/2018	MARNACH, BARBARA J	10021700	CDP	115484	201.78
05/31/2018	05/25/2018	PICKERING, SARA J	10021700	CDP	115485	74.34
05/31/2018	05/25/2018	SCHALLER, RITA M	10021700	CDP	115486	201.50
05/31/2018	05/25/2018	ANDERSON, CADE A	10021700	CDP	115487	317.65
05/31/2018	05/25/2018	ANDERSON, JACOB R	10021700	CDP	115488	46.99
05/31/2018	05/25/2018	BARTELS, LIANNA R	10021700	CDP	115489	272.62
05/31/2018	05/25/2018	BAUMAN, DOUGLAS B	10021700	CDP	115490	163.05
05/31/2018	05/25/2018	BLAHA, CAROLINE M	10021700	CDP	115491	171.73
05/31/2018	05/25/2018	BLIXT, JOAN B - DIR DEP	10021700	CDP	115492	.00
05/31/2018	05/25/2018	BLIXT, JOAN B	10021700	CDP	115492	630.70
05/31/2018	05/25/2018	BOWEN, ROBERT	10021700	CDP	115493	375.96
05/31/2018	05/25/2018	BURCHARDT, JACOB E	10021700	CDP	115494	30.38
05/31/2018	05/25/2018	CHEW, MAKAYLA M	10021700	CDP	115495	121.67
05/31/2018	05/25/2018	ERICKSON, CHASE T	10021700	CDP	115496	64.07
05/31/2018	05/25/2018	GEIER, GARRETT J	10021700	CDP	115497	846.16
05/31/2018	05/25/2018	HALE, CATHIE J	10021700	CDP	115498	57.71
05/31/2018	05/25/2018	HELLMAN, NATHAN J	10021700	CDP	115499	89.52
05/31/2018	05/25/2018	HEMMERSBACH, ANDREW A	10021700	CDP	115500	72.40
05/31/2018	05/25/2018	HEMMERSBACH, THOMAS G	10021700	CDP	115501	1,725.08
05/31/2018	05/25/2018	MOORE, DECEMBER R	10021700	CDP	115502	197.97
05/31/2018	05/25/2018	RABIDEAU, MADISON J	10021700	CDP	115503	164.73
05/31/2018	05/25/2018	RAITEN, LAIRD B	10021700	CDP	115504	359.40
05/31/2018	05/25/2018	ROELS, THEODORE J	10021700	CDP	115505	459.05
05/31/2018	05/25/2018	SAVALL, BRUCE O	10021700	CDP	115506	576.46
05/31/2018	05/25/2018	SKON, GREGORY J	10021700	CDP	115507	183.05
05/31/2018	05/25/2018	STEELE, RONALD R	10021700	CDP	115508	646.93
05/31/2018	05/25/2018	STOCKEL, THOMAS D	10021700	CDP	115509	176.48
05/31/2018	05/25/2018	TODRYK, BRYANNA K	10021700	CDP	115510	82.43
05/31/2018	05/25/2018	VON RUDEN, BRETT S	10021700	CDP	115511	60.25
05/31/2018	05/25/2018	WENDORF, LUKE J	10021700	CDP	115512	97.14
05/31/2018	05/25/2018	WURZEL, DOUGLAS C	10021700	CDP	115513	528.85
05/31/2018	05/25/2018	YAHNKE, VIRGINIA A	10021700	CDP	115514	563.44
05/31/2018	05/25/2018	ZUCCO, LAUREN	10021700	CDP	115515	268.66
05/31/2018	05/25/2018	CUNITZ, RANDAL R	10021700	CDP	115516	1,364.51
05/31/2018	05/25/2018	FLOCK, MARK A	10021700	CDP	115517	1,819.57
05/31/2018	05/25/2018	GIRAUD, RANDY S	10021700	CDP	115518	1,375.92
05/31/2018	05/25/2018	THOMAS, SCOTT B	10021700	CDP	115519	1,245.73
05/31/2018	05/25/2018	ALBERTSON, GREGORY R	10021700	CDP	115520	1,230.88
05/31/2018	05/25/2018	FORTUN, GREGORY M	10021700	CDP	115521	1,133.12
05/31/2018	05/25/2018	HEMMERSBACH, DONALD G	10021700	CDP	115522	1,251.94
05/31/2018	05/25/2018	KIRCHHOFF, RAYMOND E	10021700	CDP	115523	1,088.80
05/31/2018	05/25/2018	LEIS, DOUGLAS J - DIR DEP	10021700	CDP	115524	.00
05/31/2018	05/25/2018	LEIS, DOUGLAS J	10021700	CDP	115524	1,082.09
05/31/2018	05/25/2018	HANSON, TODD A	10021700	CDP	115525	1,691.33
05/31/2018	05/25/2018	SCHWIER, LEE A	10021700	CDP	115526	1,164.71
05/31/2018	05/23/2018	ARNOLD'S SERVICE & TOWING LLC	10021100	CDA	115527	96.00
05/31/2018	05/23/2018	BAKER & TAYLOR	20121100	CDA	115528	538.09
05/31/2018	05/23/2018	CenturyLink	20121100	CDA	115529	123.53
05/31/2018	05/23/2018	CENTURYLINK	20121100	CDA	115530	143.31
05/31/2018	05/23/2018	Clay's Septic Service LLC	70021100	CDA	115531	150.00
05/31/2018	05/23/2018	DE LAGE LANDEN FINANCIAL SERVICES INC	20121100	CDA	115532	830.61

Bank No: 1 GENERAL FUND - STATE BANK OF LACROSSE - GENERAL FUND

Period Date	Transaction Date	Description	Account Number	Journal	Check Number	Check Amount
05/31/2018	05/23/2018	DELTA DENTAL OF WISCONSIN	10021100	CDA	115533	4,629.96
05/31/2018	05/23/2018	DEMCO	20121100	CDA	115534	272.38
05/31/2018	05/23/2018	DOMAIN LISTINGS	20121100	CDA	115535	228.00
05/31/2018	05/23/2018	FAHNING, PAULINE	10021100	CDA	115536	200.00
05/31/2018	05/23/2018	FedEx	21021100	CDA	115537	59.20
05/31/2018	05/23/2018	GALE/CENGAGE LEARNING	20121100	CDA	115538	99.71
05/31/2018	05/23/2018	GALLS LLC	10021100	CDA	115539	803.93
05/31/2018	05/23/2018	GUNDERSEN HEALTH SYSTEM	10021100	CDA	115540	98.16
05/31/2018	05/23/2018	LEAGUE OF WI MUNICIPALITIES	10021100	CDA	115541	295.00
05/31/2018	05/23/2018	LOFFLER COMPANIES	20121100	CDA	115542	148.60
05/31/2018	05/23/2018	MIDWEST TAPE	20121100	CDA	115543	100.97
05/31/2018	05/23/2018	MODERN DISPOSAL SYSTEMS LLC	10021100	CDA	115544	17,298.02
05/31/2018	05/23/2018	QUILL CORPORATION	20121100	CDA	115545	115.25
05/31/2018	05/23/2018	SHORT ELLIOTT HENDRICKSON INC	40921100	CDA	115546	1,242.53
05/31/2018	05/23/2018	SPARTA AREA CHAMBER OF COMMERCE	20321100	CDA	115547	15,795.80
05/31/2018	05/23/2018	SPARTA MEN'S GOLF ASSOCIATION	20621100	CDA	115548	4,320.00
05/31/2018	05/23/2018	STAFF, BRENT	10021100	CDA	115549	160.00
05/31/2018	05/23/2018	STATE BAR OF WISCONSIN	10021100	CDA	115550	484.05
05/31/2018	05/23/2018	SURE PLUMBING & DESIGN LLC	20121100	CDA	115551	75.00
05/31/2018	05/23/2018	THURSTON, RICHARD	10021100	CDA	115552	100.00
05/31/2018	05/23/2018	Tri-State Business Machines	10021100	CDA	115553	195.11
05/31/2018	05/23/2018	Tri-State Business Machines	60021100	CDA	115553	49.55
05/31/2018	05/23/2018	Tri-State Business Machines	70021100	CDA	115553	49.55
05/31/2018	05/23/2018	WI DNR	70021100	CDA	115554	45.00
05/31/2018	05/23/2018	WVWA	70021100	CDA	115555	90.00
05/31/2018	05/23/2018	XCEL ENERGY	10021100	CDA	115556	880.32
05/31/2018	05/23/2018	XCEL ENERGY	20621100	CDA	115556	947.21
05/31/2018	05/23/2018	XCEL ENERGY	20721100	CDA	115556	1,554.91
05/31/2018	05/23/2018	XCEL ENERGY	21021100	CDA	115556	175.30
05/31/2018	05/24/2018	B & B PLUMBING INC	10021100	CDA	115557	398.65
05/31/2018	05/24/2018	Best Kept Portables	10021100	CDA	115558	216.00
05/31/2018	05/24/2018	CARRICO AQUATIC RESOURCES INC	10021100	CDA	115559	4,337.00
05/31/2018	05/24/2018	CHARTER COMMUNICATIONS	10021100	CDA	115560	219.96
05/31/2018	05/24/2018	CLESEN PROTURF SOLUTIONS LLC	20621100	CDA	115561	36,539.90
05/31/2018	05/24/2018	Coulee Refrigeration Inc	20621100	CDA	115562	719.98
05/31/2018	05/24/2018	GUNDERSEN HEALTH SYSTEM	10021100	CDA	115563	75.00
05/31/2018	05/24/2018	Hagen's Sales & Service	20621100	CDA	115564	33.97
05/31/2018	05/24/2018	HAMPEL, JACOB	10021100	CDA	115565	200.00
05/31/2018	05/24/2018	J. F. AHERN	20721100	CDA	115566	365.00
05/31/2018	05/24/2018	JOHN DEERE FINANCIAL	10021100	CDA	115567	102.84
05/31/2018	05/24/2018	JOHN DEERE FINANCIAL	20621100	CDA	115567	251.21
05/31/2018	05/24/2018	JOHN DEERE FINANCIAL	40221100	CDA	115567	118.99
05/31/2018	05/24/2018	JOHN DEERE FINANCIAL	60021100	CDA	115567	87.83
05/31/2018	05/24/2018	LINCOLN MARKETING INC	20621100	CDA	115568	499.00
05/31/2018	05/24/2018	MISSISSIPPI WELDERS SUPPLY CO INC	10021100	CDA	115569	197.27
05/31/2018	05/24/2018	MISSISSIPPI WELDERS SUPPLY CO INC	20621100	CDA	115569	197.27
05/31/2018	05/24/2018	P & P PRODUCTS	20521100	CDA	115570	412.10
05/31/2018	05/24/2018	REINDERS INC	20621100	CDA	115571	38.88
05/31/2018	05/24/2018	Service Plus Heating & Cooling LLC	20621100	CDA	115572	469.00
05/31/2018	05/24/2018	SPEED'S PROPERTIES LLC	20521100	CDA	115573	456.00
05/31/2018	05/24/2018	TITAN MACHINERY	20621100	CDA	115574	90.38
05/31/2018	05/24/2018	WALMART COMMUNITY - CITY	10021100	CDA	115575	63.07
05/31/2018	05/24/2018	WALMART COMMUNITY - CITY	20121100	CDA	115575	390.76
05/31/2018	05/24/2018	WALMART COMMUNITY - PD	10021100	CDA	115576	109.86
05/31/2018	05/24/2018	WI DEPT OF AG TRADE & CONSUMER PROTEC	10021100	CDA	115577	980.00
05/31/2018	05/24/2018	YAHNKE, KRISTEN	10021100	CDA	115578	100.00

Bank No: 1 GENERAL FUND - STATE BANK OF LACROSSE - GENERAL FUND

Period Date	Transaction Date	Description	Account Number	Journal	Check Number	Check Amount
05/31/2018	05/24/2018	ZIMMER, ROBERT	40221100	CDA	115579	1,080.00
05/31/2018	05/24/2018	MARTIN, GEORGE L	10021100	CDA	115581	120.00
05/31/2018	05/25/2018	ADVANCE AUTO PARTS	70021100	CDA	115581	12.24
05/31/2018	05/25/2018	ARNOLD'S SERVICE & TOWING LLC	10021100	CDA	115582	32.75
05/31/2018	05/25/2018	B & B PLUMBING INC	60021100	CDA	115583	2,727.65
05/31/2018	05/25/2018	BAKER & TAYLOR	20121100	CDA	115584	261.06
05/31/2018	05/25/2018	Band Box Cleaners & Laundry Inc	70021100	CDA	115585	21.60
05/31/2018	05/25/2018	BRENENGEN FORD-MERCURY INC	10021100	CDA	115586	7.70
05/31/2018	05/25/2018	CLEAN WATER TESTING LLC	60021100	CDA	115587	196.00
05/31/2018	05/25/2018	Core & Main LP	60021100	CDA	115588	580.00
05/31/2018	05/25/2018	Davy Laboratories	70021100	CDA	115589	38.50
05/31/2018	05/25/2018	DINGES FIRE COMPANY	10021100	CDA	115590	405.99
05/31/2018	05/25/2018	Grainger	60021100	CDA	115591	1,087.22
05/31/2018	05/25/2018	Hagen's Sales & Service	10021100	CDA	115592	41.35
05/31/2018	05/25/2018	HERC-U-LIFT	70021100	CDA	115593	526.66
05/31/2018	05/25/2018	Hydrite Chemical Co	70021100	CDA	115594	5,389.74
05/31/2018	05/25/2018	La Crosse Truck Center Inc	10021100	CDA	115595	1,552.02
05/31/2018	05/25/2018	Marshall-Bond Pumps Inc	70021100	CDA	115596	884.96
05/31/2018	05/25/2018	Midwest Testing LLC	60021100	CDA	115597	1,280.00
05/31/2018	05/25/2018	MSA Professional Services Inc	40921100	CDA	115598	20,229.14
05/31/2018	05/25/2018	O'REILLY AUTOMOTIVE INC	70021100	CDA	115599	11.58
05/31/2018	05/25/2018	P & P PRODUCTS	10021100	CDA	115600	45.00
05/31/2018	05/25/2018	Safe-Fast Inc	60021100	CDA	115601	47.88
05/31/2018	05/25/2018	TACTICAL PRODUCTS & SERVICES INC	10021100	CDA	115602	2,434.20
05/31/2018	05/25/2018	The Hardware Store	60021100	CDA	115603	101.25
05/31/2018	05/25/2018	The Hardware Store	70021100	CDA	115603	14.13
05/31/2018	05/25/2018	TITAN MACHINERY	10021100	CDA	115604	98.04
05/31/2018	05/25/2018	UNIVERSAL TRUCK EQUIP INC	10021100	CDA	115605	280.75
05/31/2018	05/25/2018	USA Blue Book	70021100	CDA	115606	274.22
05/31/2018	05/30/2018	MONROE COUNTY CLERK OF COURT	10021100	CDA	115607	200.50
05/31/2018	05/31/2018	Band Box Cleaners & Laundry Inc	70021100	CDA	115608	31.12
05/31/2018	05/31/2018	Brenengen Chevrolet Buick Inc	70021100	CDA	115609	553.50
05/31/2018	05/31/2018	Cedar Corporation	70021100	CDA	115610	366.00
05/31/2018	05/31/2018	Core & Main LP	60021100	CDA	115611	10,320.00
05/31/2018	05/31/2018	HANSEN CONSTRUCTION	60021100	CDA	115612	3,235.00
05/31/2018	05/31/2018	Hawkins Inc	60021100	CDA	115613	96.00
05/31/2018	05/31/2018	MSA Professional Services Inc	40021100	CDA	115614	5,050.47
05/31/2018	05/31/2018	MSA Professional Services Inc	60021100	CDA	115614	5,050.46
05/31/2018	05/31/2018	MSA Professional Services Inc	70021100	CDA	115614	23,426.46
05/31/2018	05/31/2018	Service Plus Heating & Cooling LLC	70021100	CDA	115615	488.93
05/31/2018	05/31/2018	The Hardware Store	60021100	CDA	115616	14.89
05/31/2018	05/31/2018	The Hardware Store	70021100	CDA	115616	65.44
05/31/2018	05/31/2018	WE ENERGIES	60021100	CDA	115617	371.45
05/31/2018	05/31/2018	WE ENERGIES	70021100	CDA	115617	517.71
05/31/2018	05/31/2018	WI DNR - Environmental Fees	70021100	CDA	115618	9,853.99
05/31/2018	05/31/2018	XCEL ENERGY	70021100	CDA	115619	22.28
02/28/2018	02/07/2018	WI DEPT OF REVENUE - TID	40921100	CDA	12518001	1,000.00
04/30/2018	04/02/2018	City of Sparta	10021100	CDA	33018001	118.38
04/30/2018	04/16/2018	City of Sparta	10021100	CDA	41318001	118.38
04/30/2018	04/30/2018	City of Sparta	10021100	CDA	42718001	118.38
04/30/2018	04/30/2018	GREAT WEST FINANCIAL	10021100	CDA	42718002	3,995.00
04/30/2018	04/30/2018	WISCONSIN RETIREMENT SYSTEM	10021100	CDA	43018001	39,522.53
05/31/2018	05/11/2018	ERICKSON, JENNIFER N - DIR DEP	10021700	CDP	51118001	.00
05/31/2018	05/14/2018	City of Sparta	10021100	CDA	51118001	134.54
05/31/2018	05/11/2018	FAHNING, TODD R - DIR DEP	10021700	CDP	51118002	.00
05/31/2018	05/14/2018	GREAT WEST FINANCIAL	10021100	CDA	51118002	3,995.00

Bank No: 1 GENERAL FUND - STATE BANK OF LACROSSE - GENERAL FUND

Period Date	Transaction Date	Description	Account Number	Journal	Check Number	Check Amount
05/31/2018	05/11/2018	HANSON, JULIE A - DIR DEP	10021700	CDP	51118003	.00
05/31/2018	05/14/2018	INTERNAL REVENUE SERVICE	10021100	CDA	51118003	32,465.82
05/31/2018	05/11/2018	HELLMAN, JAMES A - DIR DEP	10021700	CDP	51118004	.00
05/31/2018	05/14/2018	WI DEPT OF REVENUE - WH	10021100	CDA	51118004	6,398.69
05/31/2018	05/11/2018	LUKASEK, DENISE E - DIR DEP	10021700	CDP	51118005	.00
05/31/2018	05/11/2018	LYDON, JENNIFER L - DIR DEP	10021700	CDP	51118006	.00
05/31/2018	05/11/2018	SCHMIDT, JUDITH G - DIR DEP	10021700	CDP	51118007	.00
05/31/2018	05/11/2018	VAN WORMER, MARK L - DIR DEP	10021700	CDP	51118008	.00
05/31/2018	05/11/2018	ANDERSON, APRIL L - DIR DEP	10021700	CDP	51118009	.00
05/31/2018	05/11/2018	EINER, LORI A - DIR DEP	10021700	CDP	51118010	.00
05/31/2018	05/11/2018	GRANT, SHANNEON L - DIR DEP	10021700	CDP	51118011	.00
05/31/2018	05/11/2018	HAACK, DONNA J - DIR DEP	10021700	CDP	51118012	.00
05/31/2018	05/11/2018	HENDERSON, KAYCE J - DIR DEP	10021700	CDP	51118013	.00
05/31/2018	05/11/2018	SCHREIBER, AIMEE L - DIR DEP	10021700	CDP	51118014	.00
05/31/2018	05/11/2018	STEIGERWALD, PAULA K - DIR DEP	10021700	CDP	51118015	.00
05/31/2018	05/11/2018	ERICKSON, JESSICA R - DIR DEP	10021700	CDP	51118016	.00
05/31/2018	05/11/2018	ERICKSON, KYLE D - DIR DEP	10021700	CDP	51118017	.00
05/31/2018	05/11/2018	FERGUSON, BOOKER T - DIR DEP	10021700	CDP	51118018	.00
05/31/2018	05/11/2018	FISCHER, ZACHARY D - DIR DEP	10021700	CDP	51118019	.00
05/31/2018	05/11/2018	GRONES, JUSTIN J - DIR DEP	10021700	CDP	51118020	.00
05/31/2018	05/11/2018	GURALSKI, KYLE R - DIR DEP	10021700	CDP	51118021	.00
05/31/2018	05/11/2018	HAAS, CHRISTINE M - DIR DEP	10021700	CDP	51118022	.00
05/31/2018	05/11/2018	JAMES, BRIAN R - DIR DEP	10021700	CDP	51118023	.00
05/31/2018	05/11/2018	JOHNSON, COREY D - DIR DEP	10021700	CDP	51118024	.00
05/31/2018	05/11/2018	KUDERER, DAVID C - DIR DEP	10021700	CDP	51118025	.00
05/31/2018	05/11/2018	KUEN, ANDREW J - DIR DEP	10021700	CDP	51118026	.00
05/31/2018	05/11/2018	LEE, JENNA RM - DIR DEP	10021700	CDP	51118027	.00
05/31/2018	05/11/2018	LUDOVIC, JACOB A - DIR DEP	10021700	CDP	51118028	.00
05/31/2018	05/11/2018	MAGNUS, MARK J - DIR DEP	10021700	CDP	51118029	.00
05/31/2018	05/11/2018	MRDJENOVICH, BROCK V - DIR DEP	10021700	CDP	51118030	.00
05/31/2018	05/11/2018	NELSON, MARC D - DIR DEP	10021700	CDP	51118031	.00
05/31/2018	05/11/2018	NOTTESTAD, EMILEE J - DIR DEP	10021700	CDP	51118032	.00
05/31/2018	05/11/2018	PIPKIN, JASON E - DIR DEP	10021700	CDP	51118033	.00
05/31/2018	05/11/2018	SCHROEDER, ETHAN W - DIR DEP	10021700	CDP	51118034	.00
05/31/2018	05/11/2018	SEUBERT, KYLE J - DIR DEP	10021700	CDP	51118035	.00
05/31/2018	05/11/2018	TOVAR, JOSE V - DIR DEP	10021700	CDP	51118036	.00
05/31/2018	05/11/2018	UHLS, JENNIFER A - DIR DEP	10021700	CDP	51118037	.00
05/31/2018	05/11/2018	WELKER, CHRISTOPHER J - DIR DEP	10021700	CDP	51118038	.00
05/31/2018	05/11/2018	FERGUSON JR, PATRICK C - DIR DEP	10021700	CDP	51118039	.00
05/31/2018	05/11/2018	GILBERTSON, BRADLY T - DIR DEP	10021700	CDP	51118040	.00
05/31/2018	05/11/2018	HANSEN, EDWARD L - DIR DEP	10021700	CDP	51118041	.00
05/31/2018	05/11/2018	MASSEY, BRIAN J - DIR DEP	10021700	CDP	51118042	.00
05/31/2018	05/11/2018	PAWLISCH, RYAN D - DIR DEP	10021700	CDP	51118043	.00
05/31/2018	05/11/2018	CLARK, GAIL L - DIR DEP	10021700	CDP	51118044	.00
05/31/2018	05/11/2018	VIETH, BRIAN P - DIR DEP	10021700	CDP	51118045	.00
05/31/2018	05/11/2018	JOHNSON, DENNIS D - DIR DEP	10021700	CDP	51118046	.00
05/31/2018	05/11/2018	KOEHLER, GUY C - DIR DEP	10021700	CDP	51118047	.00
05/31/2018	05/11/2018	SULLIVAN, RANDY P - DIR DEP	10021700	CDP	51118048	.00
05/31/2018	05/11/2018	BECKER, JANICE M - DIR DEP	10021700	CDP	51118049	.00
05/31/2018	05/11/2018	BETTS, BRIAN W - DIR DEP	10021700	CDP	51118050	.00
05/31/2018	05/11/2018	PETERSON, SAMUEL J - DIR DEP	10021700	CDP	51118051	.00
05/31/2018	05/14/2018	WI DEPT OF EMPL TRUST FUNDS-HEALTH	10021100	CDA	51418001	83,113.48
05/31/2018	05/14/2018	WI DEPT OF REVENUE - SALES TAX	10021100	CDA	51418002	5,720.14
05/31/2018	05/25/2018	ERICKSON, JENNIFER N - DIR DEP	10021700	CDP	52518001	.00
05/31/2018	05/25/2018	FAHNING, TODD R - DIR DEP	10021700	CDP	52518002	.00
05/31/2018	05/25/2018	HANSON, JULIE A - DIR DEP	10021700	CDP	52518003	.00

Bank No: 1 GENERAL FUND - STATE BANK OF LACROSSE - GENERAL FUND

Period Date	Transaction Date	Description	Account Number	Journal	Check Number	Check Amount
05/31/2018	05/25/2018	HELLMAN, JAMES A - DIR DEP	10021700	CDP	52518004	.00
05/31/2018	05/25/2018	LUKASEK, DENISE E - DIR DEP	10021700	CDP	52518005	.00
05/31/2018	05/25/2018	LYDON, JENNIFER L - DIR DEP	10021700	CDP	52518006	.00
05/31/2018	05/25/2018	SCHMIDT, JUDITH G - DIR DEP	10021700	CDP	52518007	.00
05/31/2018	05/25/2018	VAN WORMER, MARK L - DIR DEP	10021700	CDP	52518008	.00
05/31/2018	05/25/2018	ANDERSON, APRIL L - DIR DEP	10021700	CDP	52518009	.00
05/31/2018	05/25/2018	EINER, LORI A - DIR DEP	10021700	CDP	52518010	.00
05/31/2018	05/25/2018	GRANT, SHANNEON L - DIR DEP	10021700	CDP	52518011	.00
05/31/2018	05/25/2018	HAACK, DONNA J - DIR DEP	10021700	CDP	52518012	.00
05/31/2018	05/25/2018	HENDERSON, KAYCE J - DIR DEP	10021700	CDP	52518013	.00
05/31/2018	05/25/2018	SCHREIBER, AIMEE L - DIR DEP	10021700	CDP	52518014	.00
05/31/2018	05/25/2018	STEIGERWALD, PAULA K - DIR DEP	10021700	CDP	52518015	.00
05/31/2018	05/25/2018	ERICKSON, JESSICA R - DIR DEP	10021700	CDP	52518016	.00
05/31/2018	05/25/2018	ERICKSON, KYLE D - DIR DEP	10021700	CDP	52518017	.00
05/31/2018	05/25/2018	FERGUSON, BOOKER T - DIR DEP	10021700	CDP	52518018	.00
05/31/2018	05/25/2018	FISCHER, ZACHARY D - DIR DEP	10021700	CDP	52518019	.00
05/31/2018	05/25/2018	GRONES, JUSTIN J - DIR DEP	10021700	CDP	52518020	.00
05/31/2018	05/25/2018	GURALSKI, KYLE R - DIR DEP	10021700	CDP	52518021	.00
05/31/2018	05/25/2018	HAAS, CHRISTINE M - DIR DEP	10021700	CDP	52518022	.00
05/31/2018	05/25/2018	JAMES, BRIAN R - DIR DEP	10021700	CDP	52518023	.00
05/31/2018	05/25/2018	JOHNSON, COREY D - DIR DEP	10021700	CDP	52518024	.00
05/31/2018	05/25/2018	KUDERER, DAVID C - DIR DEP	10021700	CDP	52518025	.00
05/31/2018	05/25/2018	KUEN, ANDREW J - DIR DEP	10021700	CDP	52518026	.00
05/31/2018	05/25/2018	LEE, JENNA RM - DIR DEP	10021700	CDP	52518027	.00
05/31/2018	05/25/2018	LUDOVICE, JACOB A - DIR DEP	10021700	CDP	52518028	.00
05/31/2018	05/25/2018	MAGNUS, MARK J - DIR DEP	10021700	CDP	52518029	.00
05/31/2018	05/25/2018	MRDJENOVICH, BROCK V - DIR DEP	10021700	CDP	52518030	.00
05/31/2018	05/25/2018	NELSON, MARC D - DIR DEP	10021700	CDP	52518031	.00
05/31/2018	05/25/2018	NOTTESTAD, EMILEE J - DIR DEP	10021700	CDP	52518032	.00
05/31/2018	05/25/2018	PIPKIN, JASON E - DIR DEP	10021700	CDP	52518033	.00
05/31/2018	05/25/2018	SCHROEDER, ETHAN W - DIR DEP	10021700	CDP	52518034	.00
05/31/2018	05/25/2018	SEUBERT, KYLE J - DIR DEP	10021700	CDP	52518035	.00
05/31/2018	05/25/2018	TOVAR, JOSE V - DIR DEP	10021700	CDP	52518036	.00
05/31/2018	05/25/2018	UHLS, JENNIFER A - DIR DEP	10021700	CDP	52518037	.00
05/31/2018	05/25/2018	WELKER, CHRISTOPHER J - DIR DEP	10021700	CDP	52518038	.00
05/31/2018	05/25/2018	FERGUSON JR, PATRICK C - DIR DEP	10021700	CDP	52518039	.00
05/31/2018	05/25/2018	GILBERTSON, BRADLY T - DIR DEP	10021700	CDP	52518040	.00
05/31/2018	05/25/2018	HANSEN, EDWARD L - DIR DEP	10021700	CDP	52518041	.00
05/31/2018	05/25/2018	MASSEY, BRIAN J - DIR DEP	10021700	CDP	52518042	.00
05/31/2018	05/25/2018	PAWLISCH, RYAN D - DIR DEP	10021700	CDP	52518043	.00
05/31/2018	05/25/2018	CLARK, GAIL L - DIR DEP	10021700	CDP	52518044	.00
05/31/2018	05/25/2018	VIETH, BRIAN P - DIR DEP	10021700	CDP	52518045	.00
05/31/2018	05/25/2018	JOHNSON, DENNIS D - DIR DEP	10021700	CDP	52518046	.00
05/31/2018	05/25/2018	KOEHLER, GUY C - DIR DEP	10021700	CDP	52518047	.00
05/31/2018	05/25/2018	SULLIVAN, RANDY P - DIR DEP	10021700	CDP	52518048	.00
05/31/2018	05/25/2018	BECKER, JANICE M - DIR DEP	10021700	CDP	52518049	.00
05/31/2018	05/25/2018	BETTS, BRIAN W - DIR DEP	10021700	CDP	52518050	.00
05/31/2018	05/25/2018	PETERSON, SAMUEL J - DIR DEP	10021700	CDP	52518051	.00
Total STATE BANK OF LACROSSE - GENERAL FUND:						893,820.97

Bank No: 1 GENERAL FUND - STATE BANK OF LACROSSE - GENERAL FUND

Period Date	Transaction Date	Description	Account Number	Journal	Check Number	Check Amount
----------------	---------------------	-------------	-------------------	---------	-----------------	-----------------

Report Criteria:

Print Detail

Outstanding, Cleared, and Checks With Zero Amounts

Report Criteria:

Computed checks included
 Manual checks included
 Supplemental checks included
 Termination checks included
 Void checks included

Pay Period Date	Journal Code	Check Issue Date	Check Number	Payee	Payee ID	GL Account	Amount
05/18/2018	PC	05/25/2018	115476	SUND, MARK D	1060	001-11000	1,900.00-
05/18/2018	PC	05/25/2018	115476	SUND, MARK D	1060	001-11000	302.65-
05/18/2018	PC	05/25/2018	115477	ENDRES, CODY LC	6006	001-11000	18.47-
05/18/2018	PC	05/25/2018	115478	ITZIN, ANNE-MARIE	6042	001-11000	18.47-
05/18/2018	PC	05/25/2018	115479	ROWELL, KATELYN K	6045	001-11000	18.47-
05/18/2018	PC	05/25/2018	115480	SHIPLEY, KRISTIN D	6054	001-11000	18.47-
05/18/2018	PC	05/25/2018	115481	WEISSENBERGER, AMY R	6031	001-11000	843.18-
05/18/2018	PC	05/25/2018	115482	AMES, JOEL D	3000	001-11000	425.00-
05/18/2018	PC	05/25/2018	115482	AMES, JOEL D	3000	001-11000	1,128.11-
05/18/2018	PC	05/25/2018	115483	LEIS, VERNON C	3036	001-11000	314.12-
05/18/2018	PC	05/25/2018	115484	MARNACH, BARBARA J	3056	001-11000	201.78-
05/18/2018	PC	05/25/2018	115485	PICKERING, SARA J	3072	001-11000	74.34-
05/18/2018	PC	05/25/2018	115486	SCHALLER, RITA M	3080	001-11000	201.50-
05/18/2018	PC	05/25/2018	115487	ANDERSON, CADE A	9407	001-11000	317.65-
05/18/2018	PC	05/25/2018	115488	ANDERSON, JACOB R	9405	001-11000	46.99-
05/18/2018	PC	05/25/2018	115489	BARTELS, LIANNA R	9671	001-11000	272.62-
05/18/2018	PC	05/25/2018	115490	BAUMAN, DOUGLAS B	9629	001-11000	163.05-
05/18/2018	PC	05/25/2018	115491	BLAHA, CAROLINE M	9344	001-11000	171.73-
05/18/2018	PC	05/25/2018	115492	BLIXT, JOAN B	9000	001-11000	250.00-
05/18/2018	PC	05/25/2018	115492	BLIXT, JOAN B	9000	001-11000	630.70-
05/18/2018	PC	05/25/2018	115493	BOWEN, ROBERT	9191	001-11000	375.96-
05/18/2018	PC	05/25/2018	115494	BURCHARDT, JACOB E	9406	001-11000	30.38-
05/18/2018	PC	05/25/2018	115495	CHEW, MAKAYLA M	9341	001-11000	121.67-
05/18/2018	PC	05/25/2018	115496	ERICKSON, CHASE T	9337	001-11000	64.07-
05/18/2018	PC	05/25/2018	115497	GEIER, GARRETT J	9025	001-11000	846.16-
05/18/2018	PC	05/25/2018	115498	HALE, CATHIE J	9401	001-11000	57.71-
05/18/2018	PC	05/25/2018	115499	HELLMAN, NATHAN J	9315	001-11000	89.52-
05/18/2018	PC	05/25/2018	115500	HEMMERSBACH, ANDREW A	9446	001-11000	72.40-
05/18/2018	PC	05/25/2018	115501	HEMMERSBACH, THOMAS G	9010	001-11000	1,725.08-
05/18/2018	PC	05/25/2018	115502	MOORE, DECEMBER R	9342	001-11000	197.97-
05/18/2018	PC	05/25/2018	115503	RABIDEAU, MADISON J	9345	001-11000	164.73-
05/18/2018	PC	05/25/2018	115504	RAITEN, LAIRD B	9541	001-11000	359.40-
05/18/2018	PC	05/25/2018	115505	ROELS, THEODORE J	9403	001-11000	459.05-
05/18/2018	PC	05/25/2018	115506	SAVALL, BRUCE O	9451	001-11000	576.46-
05/18/2018	PC	05/25/2018	115507	SKON, GREGORY J	9534	001-11000	183.05-
05/18/2018	PC	05/25/2018	115508	STEELE, RONALD R	9045	001-11000	646.93-
05/18/2018	PC	05/25/2018	115509	STOCKEL, THOMAS D	9455	001-11000	176.48-
05/18/2018	PC	05/25/2018	115510	TODRYK, BRYANNA K	9346	001-11000	82.43-
05/18/2018	PC	05/25/2018	115511	VON RUDEN, BRETT S	9347	001-11000	60.25-
05/18/2018	PC	05/25/2018	115512	WENDORF, LUKE J	9312	001-11000	97.14-
05/18/2018	PC	05/25/2018	115513	WURZEL, DOUGLAS C	9348	001-11000	528.85-
05/18/2018	PC	05/25/2018	115514	YAHNKE, VIRGINIA A	9310	001-11000	563.44-
05/18/2018	PC	05/25/2018	115515	ZUCCO, LAUREN	9258	001-11000	268.66-
05/18/2018	PC	05/25/2018	115516	CUNITZ, RANDAL R	7007	001-11000	1,364.51-
05/18/2018	PC	05/25/2018	115517	FLOCK, MARK A	7005	001-11000	1,819.57-
05/18/2018	PC	05/25/2018	115518	GIRAUD, RANDY S	7010	001-11000	1,375.92-
05/18/2018	PC	05/25/2018	115519	THOMAS, SCOTT B	7025	001-11000	1,245.73-
05/18/2018	PC	05/25/2018	115520	ALBERTSON, GREGORY R	8000	001-11000	1,230.88-
05/18/2018	PC	05/25/2018	115521	FORTUN, GREGORY M	8015	001-11000	1,133.12-
05/18/2018	PC	05/25/2018	115522	HEMMERSBACH, DONALD G	8020	001-11000	1,251.94-

Pay Period Date	Journal Code	Check Issue Date	Check Number	Payee	Payee ID	GL Account	Amount
05/18/2018	PC	05/25/2018	115523	KIRCHHOFF, RAYMOND E	8027	001-11000	1,088.80-
05/18/2018	PC	05/25/2018	115524	LEIS, DOUGLAS J	8035	001-11000	100.00-
05/18/2018	PC	05/25/2018	115524	LEIS, DOUGLAS J	8035	001-11000	1,082.09-
05/18/2018	PC	05/25/2018	115525	HANSON, TODD A	5020	001-11000	1,691.33-
05/18/2018	PC	05/25/2018	115526	SCHWIER, LEE A	5040	001-11000	1,164.71-
05/18/2018	PC	05/25/2018	52518001	ERICKSON, JENNIFER N	1041	001-11000	393.78-
05/18/2018	PC	05/25/2018	52518002	FAHNING, TODD R	1020	001-11000	1,897.41-
05/18/2018	PC	05/25/2018	52518003	HANSON, JULIE A	1033	001-11000	1,364.38-
05/18/2018	PC	05/25/2018	52518004	HELLMAN, JAMES A	1037	001-11000	884.51-
05/18/2018	PC	05/25/2018	52518005	LUKASEK, DENISE E	1040	001-11000	1,067.65-
05/18/2018	PC	05/25/2018	52518006	LYDON, JENNIFER L	1042	001-11000	1,075.97-
05/18/2018	PC	05/25/2018	52518007	SCHMIDT, JUDITH G	1058	001-11000	985.71-
05/18/2018	PC	05/25/2018	52518008	VAN WORMER, MARK L	1070	001-11000	1,764.95-
05/18/2018	PC	05/25/2018	52518009	ANDERSON, APRIL L	6002	001-11000	844.89-
05/18/2018	PC	05/25/2018	52518010	EINER, LORIA	6005	001-11000	860.23-
05/18/2018	PC	05/25/2018	52518011	GRANT, SHANNEON L	6025	001-11000	1,558.75-
05/18/2018	PC	05/25/2018	52518012	HAACK, DONNA J	6035	001-11000	313.19-
05/18/2018	PC	05/25/2018	52518013	HENDERSON, KAYCE J	6040	001-11000	1,134.25-
05/18/2018	PC	05/25/2018	52518014	SCHREIBER, AIMEE L	6053	001-11000	1,266.84-
05/18/2018	PC	05/25/2018	52518015	STEIGERWALD, PAULA K	6055	001-11000	999.74-
05/18/2018	PC	05/25/2018	52518016	ERICKSON, JESSICA R	3008	001-11000	1,017.35-
05/18/2018	PC	05/25/2018	52518017	ERICKSON, KYLE D	3010	001-11000	2,215.06-
05/18/2018	PC	05/25/2018	52518018	FERGUSON, BOOKER T	3025	001-11000	2,031.84-
05/18/2018	PC	05/25/2018	52518019	FISCHER, ZACHARY D	3026	001-11000	1,638.07-
05/18/2018	PC	05/25/2018	52518020	GRONES, JUSTIN J	3031	001-11000	1,893.30-
05/18/2018	PC	05/25/2018	52518021	GURALSKI, KYLE R	3030	001-11000	1,731.07-
05/18/2018	PC	05/25/2018	52518022	HAAS, CHRISTINE M	3034	001-11000	653.98-
05/18/2018	PC	05/25/2018	52518023	JAMES, BRIAN R	3040	001-11000	1,704.65-
05/18/2018	PC	05/25/2018	52518024	JOHNSON, COREY D	3043	001-11000	1,691.86-
05/18/2018	PC	05/25/2018	52518025	KUDERER, DAVID C	3050	001-11000	2,244.83-
05/18/2018	PC	05/25/2018	52518026	KUEN, ANDREW J	3052	001-11000	1,684.79-
05/18/2018	PC	05/25/2018	52518027	LEE, JENNA RM	3032	001-11000	1,541.01-
05/18/2018	PC	05/25/2018	52518028	LUDOVICE, JACOB A	3033	001-11000	1,991.70-
05/18/2018	PC	05/25/2018	52518029	MAGNUS, MARK J	3014	001-11000	280.17-
05/18/2018	PC	05/25/2018	52518030	MRDJENOVICH, BROCK V	3058	001-11000	1,357.71-
05/18/2018	PC	05/25/2018	52518031	NELSON, MARC D	3060	001-11000	1,391.57-
05/18/2018	PC	05/25/2018	52518032	NOTTESTAD, EMILEE J	3062	001-11000	1,568.72-
05/18/2018	PC	05/25/2018	52518033	PIPKIN, JASON E	3075	001-11000	1,807.22-
05/18/2018	PC	05/25/2018	52518034	SCHROEDER, ETHAN W	3086	001-11000	1,407.40-
05/18/2018	PC	05/25/2018	52518035	SEUBERT, KYLE J	3090	001-11000	1,451.84-
05/18/2018	PC	05/25/2018	52518036	TOVAR, JOSE V	3112	001-11000	1,623.55-
05/18/2018	PC	05/25/2018	52518037	UHLS, JENNIFER A	3115	001-11000	912.49-
05/18/2018	PC	05/25/2018	52518038	WELKER, CHRISTOPHER J	3114	001-11000	1,856.10-
05/18/2018	PC	05/25/2018	52518039	FERGUSON JR, PATRICK C	9210	001-11000	908.18-
05/18/2018	PC	05/25/2018	52518040	GILBERTSON, BRADLY T	9022	001-11000	1,743.54-
05/18/2018	PC	05/25/2018	52518041	HANSEN, EDWARD L	9409	001-11000	1,551.63-
05/18/2018	PC	05/25/2018	52518042	MASSEY, BRIAN J	9666	001-11000	1,220.95-
05/18/2018	PC	05/25/2018	52518043	PAWLISCH, RYAN D	9339	001-11000	979.73-
05/18/2018	PC	05/25/2018	52518044	CLARK, GAIL L	7000	001-11000	1,209.45-
05/18/2018	PC	05/25/2018	52518045	VIETH, BRIAN P	7030	001-11000	1,079.24-
05/18/2018	PC	05/25/2018	52518046	JOHNSON, DENNIS D	8025	001-11000	1,405.21-
05/18/2018	PC	05/25/2018	52518047	KOEHLER, GUY C	8030	001-11000	1,190.17-
05/18/2018	PC	05/25/2018	52518048	SULLIVAN, RANDY P	8045	001-11000	1,209.21-
05/18/2018	PC	05/25/2018	52518049	BECKER, JANICE M	5005	001-11000	1,134.79-
05/18/2018	PC	05/25/2018	52518050	BETTS, BRIAN W	5007	001-11000	1,399.95-
05/18/2018	PC	05/25/2018	52518051	PETERSON, SAMUEL J	5035	001-11000	1,368.68-

Pay Period Date	Journal Code	Check Issue Date	Check Number	Payee	Payee ID	GL Account	Amount
Grand Totals:			<u>106</u>				<u>98,122.95-</u>

Report Criteria:

- Computed checks included
 - Manual checks included
 - Supplemental checks included
 - Termination checks included
 - Void checks included
-

Report Criteria:

Computed checks included
 Manual checks included
 Supplemental checks included
 Termination checks included
 Void checks included

Pay Period Date	Journal Code	Check Issue Date	Check Number	Payee	Payee ID	GL Account	Amount
06/01/2018	PC	06/08/2018	115640	SUND, MARK D	1060	001-11000	1,900.00-
06/01/2018	PC	06/08/2018	115640	SUND, MARK D	1060	001-11000	273.22-
06/01/2018	PC	06/08/2018	115641	ROWELL, KATELYN K	6045	001-11000	18.47-
06/01/2018	PC	06/08/2018	115642	SHIPLEY, KRISTIN D	6054	001-11000	18.47-
06/01/2018	PC	06/08/2018	115643	WEISSENBERGER, AMY R	6031	001-11000	843.18-
06/01/2018	PC	06/08/2018	115644	BRUEGGEMAN, KEVIN K	2002	001-11000	286.28-
06/01/2018	PC	06/08/2018	115645	BUTTON, RONALD J	2003	001-11000	658.12-
06/01/2018	PC	06/08/2018	115646	CHURCH, JAMES A	2016	001-11000	277.05-
06/01/2018	PC	06/08/2018	115647	HUMPHREY, BRUCE	2017	001-11000	286.28-
06/01/2018	PC	06/08/2018	115648	KARRELS, ALLI M	2033	001-11000	277.05-
06/01/2018	PC	06/08/2018	115649	LUKASEK, EDWARD J	2013	001-11000	236.28-
06/01/2018	PC	06/08/2018	115650	LYDON, JOSHUA W	2024	001-11000	286.28-
06/01/2018	PC	06/08/2018	115651	RILEY, KEVIN M	2028	001-11000	286.28-
06/01/2018	PC	06/08/2018	115652	STANEK, NORMAN G	2035	001-11000	253.97-
06/01/2018	PC	06/08/2018	115653	AMES, JOEL D	3000	001-11000	425.00-
06/01/2018	PC	06/08/2018	115653	AMES, JOEL D	3000	001-11000	1,130.39-
06/01/2018	PC	06/08/2018	115654	LEIS, VERNON C	3036	001-11000	222.68-
06/01/2018	PC	06/08/2018	115655	MARNACH, BARBARA J	3056	001-11000	191.17-
06/01/2018	PC	06/08/2018	115656	PICKERING, SARA J	3072	001-11000	84.97-
06/01/2018	PC	06/08/2018	115657	SCHALLER, RITA M	3080	001-11000	180.55-
06/01/2018	PC	06/08/2018	115658	ANDERSON, CADE A	9407	001-11000	280.82-
06/01/2018	PC	06/08/2018	115659	ANDERSON, JACOB R	9405	001-11000	44.61-
06/01/2018	PC	06/08/2018	115660	BARTELS, LIANNA R	9671	001-11000	60.03-
06/01/2018	PC	06/08/2018	115661	BAUMAN, DOUGLAS B	9629	001-11000	290.62-
06/01/2018	PC	06/08/2018	115662	BLAHA, CAROLINE M	9344	001-11000	125.60-
06/01/2018	PC	06/08/2018	115663	BLIXT, JOAN B	9000	001-11000	250.00-
06/01/2018	PC	06/08/2018	115663	BLIXT, JOAN B	9000	001-11000	630.70-
06/01/2018	PC	06/08/2018	115664	BOWEN, ROBERT	9191	001-11000	396.05-
06/01/2018	PC	06/08/2018	115665	BURCHARDT, JACOB E	9406	001-11000	225.71-
06/01/2018	PC	06/08/2018	115666	BURKE, ALEX A	9516	001-11000	213.44-
06/01/2018	PC	06/08/2018	115667	CHEW, MAKAYLA M	9341	001-11000	156.99-
06/01/2018	PC	06/08/2018	115668	GEIER, GARRETT J	9025	001-11000	852.27-
06/01/2018	PC	06/08/2018	115669	HALE, CATHIE J	9401	001-11000	57.71-
06/01/2018	PC	06/08/2018	115670	HELLMAN, NATHAN J	9315	001-11000	89.52-
06/01/2018	PC	06/08/2018	115671	HEMMERSBACH, ANDREW A	9446	001-11000	126.70-
06/01/2018	PC	06/08/2018	115672	HEMMERSBACH, THOMAS G	9010	001-11000	1,991.25-
06/01/2018	PC	06/08/2018	115673	JOHNSON, BREANNA S	9349	001-11000	15.70-
06/01/2018	PC	06/08/2018	115674	MOORE, DECEMBER R	9342	001-11000	201.68-
06/01/2018	PC	06/08/2018	115675	PAULEY, MATTHEW J	9350	001-11000	708.94-
06/01/2018	PC	06/08/2018	115676	RABIDEAU, MADISON J	9345	001-11000	109.89-
06/01/2018	PC	06/08/2018	115677	RAITEN, LAIRD B	9541	001-11000	367.71-
06/01/2018	PC	06/08/2018	115678	ROELS, THEODORE J	9403	001-11000	494.02-
06/01/2018	PC	06/08/2018	115679	SAVALL, BRUCE O	9451	001-11000	690.51-
06/01/2018	PC	06/08/2018	115680	STEELE, RONALD R	9045	001-11000	742.50-
06/01/2018	PC	06/08/2018	115681	STOCKEL, THOMAS D	9455	001-11000	278.30-
06/01/2018	PC	06/08/2018	115682	TODRYK, BRYANNA K	9346	001-11000	58.88-
06/01/2018	PC	06/08/2018	115683	WENDORF, LUKE J	9312	001-11000	108.57-
06/01/2018	PC	06/08/2018	115684	WURZEL, DOUGLAS C	9348	001-11000	627.57-
06/01/2018	PC	06/08/2018	115685	YAHNKE, VIRGINIA A	9310	001-11000	404.41-
06/01/2018	PC	06/08/2018	115686	ZUCCO, LAUREN	9258	001-11000	344.20-

Pay Period Date	Journal Code	Check Issue Date	Check Number	Payee	Payee ID	GL Account	Amount
06/01/2018	PC	06/08/2018	115687	CUNITZ, RANDAL R	7007	001-11000	1,268.21-
06/01/2018	PC	06/08/2018	115688	FLOCK, MARK A	7005	001-11000	1,824.05-
06/01/2018	PC	06/08/2018	115689	GIRAUD, RANDY S	7010	001-11000	1,375.92-
06/01/2018	PC	06/08/2018	115690	THOMAS, SCOTT B	7025	001-11000	1,245.73-
06/01/2018	PC	06/08/2018	115691	ALBERTSON, GREGORY R	8000	001-11000	1,251.90-
06/01/2018	PC	06/08/2018	115692	FORTUN, GREGORY M	8015	001-11000	1,133.12-
06/01/2018	PC	06/08/2018	115693	HEMMERSBACH, DONALD G	8020	001-11000	1,167.56-
06/01/2018	PC	06/08/2018	115694	KIRCHHOFF, RAYMOND E	8027	001-11000	1,088.80-
06/01/2018	PC	06/08/2018	115695	LEIS, DOUGLAS J	8035	001-11000	100.00-
06/01/2018	PC	06/08/2018	115695	LEIS, DOUGLAS J	8035	001-11000	1,082.09-
06/01/2018	PC	06/08/2018	115696	HANSON, TODD A	5020	001-11000	1,726.33-
06/01/2018	PC	06/08/2018	115697	SCHWIER, LEE A	5040	001-11000	1,292.01-
06/01/2018	PC	06/08/2018	60818001	ERICKSON, JENNIFER N	1041	001-11000	315.02-
06/01/2018	PC	06/08/2018	60818002	FAHNING, TODD R	1020	001-11000	1,876.46-
06/01/2018	PC	06/08/2018	60818003	HANSON, JULIE A	1033	001-11000	1,395.44-
06/01/2018	PC	06/08/2018	60818004	HELLMAN, JAMES A	1037	001-11000	884.51-
06/01/2018	PC	06/08/2018	60818005	LUKASEK, DENISE E	1040	001-11000	1,067.65-
06/01/2018	PC	06/08/2018	60818006	LYDON, JENNIFER L	1042	001-11000	1,021.60-
06/01/2018	PC	06/08/2018	60818007	SCHMIDT, JUDITH G	1058	001-11000	985.71-
06/01/2018	PC	06/08/2018	60818008	VAN WORMER, MARK L	1070	001-11000	1,764.94-
06/01/2018	PC	06/08/2018	60818009	ANDERSON, APRIL L	6002	001-11000	930.46-
06/01/2018	PC	06/08/2018	60818010	EINER, LORI A	6005	001-11000	860.23-
06/01/2018	PC	06/08/2018	60818011	GRANT, SHANNEON L	6025	001-11000	1,558.76-
06/01/2018	PC	06/08/2018	60818012	HAACK, DONNA J	6035	001-11000	433.00-
06/01/2018	PC	06/08/2018	60818013	HENDERSON, KAYCE J	6040	001-11000	1,134.25-
06/01/2018	PC	06/08/2018	60818014	SCHREIBER, AIMEE L	6053	001-11000	1,186.72-
06/01/2018	PC	06/08/2018	60818015	STEIGERWALD, PAULA K	6055	001-11000	999.74-
06/01/2018	PC	06/08/2018	60818016	ERICKSON, JESSICA R	3008	001-11000	1,017.34-
06/01/2018	PC	06/08/2018	60818017	ERICKSON, KYLE D	3010	001-11000	2,126.13-
06/01/2018	PC	06/08/2018	60818018	FERGUSON, BOOKER T	3025	001-11000	1,861.24-
06/01/2018	PC	06/08/2018	60818019	FISCHER, ZACHARY D	3026	001-11000	1,586.21-
06/01/2018	PC	06/08/2018	60818020	GRONES, JUSTIN J	3031	001-11000	1,859.49-
06/01/2018	PC	06/08/2018	60818021	GURALSKI, KYLE R	3030	001-11000	1,683.66-
06/01/2018	PC	06/08/2018	60818022	HAAS, CHRISTINE M	3034	001-11000	526.69-
06/01/2018	PC	06/08/2018	60818023	HARDING, NICKLAUS O	3037	001-11000	1,524.95-
06/01/2018	PC	06/08/2018	60818024	JAMES, BRIAN R	3040	001-11000	2,147.70-
06/01/2018	PC	06/08/2018	60818025	JOHNSON, COREY D	3043	001-11000	2,050.54-
06/01/2018	PC	06/08/2018	60818026	KUDERER, DAVID C	3050	001-11000	2,244.84-
06/01/2018	PC	06/08/2018	60818027	KUEN, ANDREW J	3052	001-11000	1,418.21-
06/01/2018	PC	06/08/2018	60818028	LEE, JENNA RM	3032	001-11000	1,569.31-
06/01/2018	PC	06/08/2018	60818029	LUDOVIC, JACOB A	3033	001-11000	1,867.20-
06/01/2018	PC	06/08/2018	60818030	MAGNUS, MARK J	3014	001-11000	280.17-
06/01/2018	PC	06/08/2018	60818031	MRDJENOVICH, BROCK V	3058	001-11000	1,562.17-
06/01/2018	PC	06/08/2018	60818032	NELSON, MARC D	3060	001-11000	1,691.74-
06/01/2018	PC	06/08/2018	60818033	NOTTESTAD, EMILEE J	3062	001-11000	1,611.38-
06/01/2018	PC	06/08/2018	60818034	PIPKIN, JASON E	3075	001-11000	1,592.13-
06/01/2018	PC	06/08/2018	60818035	SCHROEDER, ETHAN W	3086	001-11000	1,445.31-
06/01/2018	PC	06/08/2018	60818036	SEUBERT, KYLE J	3090	001-11000	1,747.74-
06/01/2018	PC	06/08/2018	60818037	TOVAR, JOSE V	3112	001-11000	1,621.39-
06/01/2018	PC	06/08/2018	60818038	UHLS, JENNIFER A	3115	001-11000	912.49-
06/01/2018	PC	06/08/2018	60818039	WELKER, CHRISTOPHER J	3114	001-11000	1,959.18-
06/01/2018	PC	06/08/2018	60818040	FERGUSON JR, PATRICK C	9210	001-11000	908.18-
06/01/2018	PC	06/08/2018	60818041	GILBERTSON, BRADLY T	9022	001-11000	1,743.54-
06/01/2018	PC	06/08/2018	60818042	HANSEN, EDWARD L	9409	001-11000	1,659.61-
06/01/2018	PC	06/08/2018	60818043	MASSEY, BRIAN J	9666	001-11000	1,668.43-
06/01/2018	PC	06/08/2018	60818044	PAWLISCH, RYAN D	9339	001-11000	979.73-
06/01/2018	PC	06/08/2018	60818045	CLARK, GAIL L	7000	001-11000	1,344.25-

Pay Period Date	Journal Code	Check Issue Date	Check Number	Payee	Payee ID	GL Account	Amount
06/01/2018	PC	06/08/2018	60818046	VIETH, BRIAN P	7030	001-11000	1,178.22-
06/01/2018	PC	06/08/2018	60818047	JOHNSON, DENNIS D	8025	001-11000	1,440.21-
06/01/2018	PC	06/08/2018	60818048	KOEHLER, GUY C	8030	001-11000	1,511.76-
06/01/2018	PC	06/08/2018	60818049	SULLIVAN, RANDY P	8045	001-11000	1,183.85-
06/01/2018	PC	06/08/2018	60818050	BECKER, JANICE M	5005	001-11000	1,134.79-
06/01/2018	PC	06/08/2018	60818051	BETTS, BRIAN W	5007	001-11000	1,299.63-
06/01/2018	PC	06/08/2018	60818052	PETERSON, SAMUEL J	5035	001-11000	1,357.60-
Grand Totals:			<u>114</u>				<u>105,367.81-</u>

Report Criteria:

- Computed checks included
 - Manual checks included
 - Supplemental checks included
 - Termination checks included
 - Void checks included
-

**RESOLUTION APPROVING
COMPLIANCE MAINTENANCE ANNUAL REPORT (CMAR)**

WHEREAS, the Public Works Board for the City of Sparta has reviewed the attached Compliance Maintenance Annual Report (CMAR) for the waste water treatment facility and recommends that the Common Council approve such report,

NOW THEREFORE, BE IT RESOLVED, BY THE COMMON COUNCIL OF THE CITY OF SPARTA, MONROE COUNTY, WISCONSIN, that the attached Compliance Maintenance Annual Report is hereby approved.

Dated this 20th day of June, 2018.

OFFERED BY:

Alderman Norm Stanek

APPROVED BY:

Ronald Button, Mayor

Compliance Maintenance Annual Report

Sparta Wastewater Treatment Facility

Last Updated: Reporting For:
6/7/2018 2017

Influent Flow and Loading

1. Monthly Average Flows and (C)BOD Loadings

1.1 Verify the following monthly flows and (C)BOD loadings to your facility.

Influent No. 703	Influent Monthly Average Flow, MGD	x	Influent Monthly Average (C)BOD Concentration mg/L	x	8.34	=	Influent Monthly Average (C)BOD Loading, lbs/day
January	1.2021	x	238	x	8.34	=	2,386
February	1.2108	x	239	x	8.34	=	2,411
March	1.3220	x	296	x	8.34	=	3,269
April	1.2067	x	289	x	8.34	=	2,903
May	1.3153	x	338	x	8.34	=	3,705
June	1.3246	x	275	x	8.34	=	3,043
July	1.6282	x	265	x	8.34	=	3,597
August	1.3058	x	310	x	8.34	=	3,375
September	1.2035	x	328	x	8.34	=	3,289
October	1.1822	x	308	x	8.34	=	3,037
November	1.1294	x	237	x	8.34	=	2,231
December	1.0675	x	337	x	8.34	=	2,996

2. Maximum Monthly Design Flow and Design (C)BOD Loading

2.1 Verify the design flow and loading for your facility.

Design	Design Factor	x	%	=	% of Design
Max Month Design Flow, MGD	2.75	x	90	=	2.475
		x	100	=	2.75
Design (C)BOD, lbs/day	6550	x	90	=	5895
		x	100	=	6550

2.2 Verify the number of times the flow and (C)BOD exceeded 90% or 100% of design, points earned, and score:

	Months of Influent	Number of times flow was greater than 90% of	Number of times flow was greater than 100% of	Number of times (C)BOD was greater than 90% of design	Number of times (C)BOD was greater than 100% of design
January	1	0	0	0	0
February	1	0	0	0	0
March	1	0	0	0	0
April	1	0	0	0	0
May	1	0	0	0	0
June	1	0	0	0	0
July	1	0	0	0	0
August	1	0	0	0	0
September	1	0	0	0	0
October	1	0	0	0	0
November	1	0	0	0	0
December	1	0	0	0	0
Points per each		2	1	3	2
Exceedances		0	0	0	0
Points		0	0	0	0
Total Number of Points					0

0

Compliance Maintenance Annual Report

Sparta Wastewater Treatment Facility

Last Updated: Reporting For:
6/7/2018 2017

3. Flow Meter

3.1 Was the influent flow meter calibrated in the last year?

- Yes

Enter last calibration date (MM/DD/YYYY)

11/29/2017

- No

If No, please explain:

B&M Technical Services calibrate our flow meters twice a year. During 2017 they were calibrated on 6/19/2017 and 11/29/2017.

4. Sewer Use Ordinance

4.1 Did your community have a sewer use ordinance that limited or prohibited the discharge of excessive conventional pollutants ((C)BOD, SS, or pH) or toxic substances to the sewer from industries, commercial users, hauled waste, or residences?

- Yes

- No

If No, please explain:

n/a

4.2 Was it necessary to enforce the ordinance?

- Yes

- No

If Yes, please explain:

n/a

5. Septage Receiving

5.1 Did you have requests to receive septage at your facility?

Septic Tanks	Holding Tanks	Grease Traps
--------------	---------------	--------------

- Yes

- Yes

- Yes

- No

- No

- No

5.2 Did you receive septage at your facility? If yes, indicate volume in gallons.

Septic Tanks

- Yes 63,000 gallons

- No

Holding Tanks

- Yes 742,245 gallons

- No

Grease Traps

- Yes 0 gallons

- No

5.2.1 If yes to any of the above, please explain if plant performance is affected when receiving any of these wastes.

Plant performance was not affected by these wastes.

6. Pretreatment

6.1 Did your facility experience operational problems, permit violations, biosolids quality concerns, or hazardous situations in the sewer system or treatment plant that were attributable to commercial or industrial discharges in the last year?

- Yes

- No

If yes, describe the situation and your community's response.

n/a

Compliance Maintenance Annual Report

Sparta Wastewater Treatment Facility

Last Updated: Reporting For:
6/7/2018 2017

6.2 Did your facility accept hauled industrial wastes, landfill leachate, etc.?

- Yes
- No

If yes, describe the types of wastes received and any procedures or other restrictions that were in place to protect the facility from the discharge of hauled industrial wastes.

Landfill leachates totaled 6,576,183 gallons. Salt brine, dairy wastes and animal processing wastes totaled 1,753,890 gallons. sampled leachates monthly and limited salt brines.

Total Points Generated	0
Score (100 - Total Points Generated)	100
Section Grade	A

Compliance Maintenance Annual Report

Sparta Wastewater Treatment Facility

Last Updated: Reporting For:
6/7/2018 2017

Effluent Quality and Plant Performance (BOD/CBOD)

1. Effluent (C)BOD Results

1.1 Verify the following monthly average effluent values, exceedances, and points for BOD or CBOD

Outfall No. 001	Monthly Average Limit (mg/L)	90% of Permit Limit > 10 (mg/L)	Effluent Monthly Average (mg/L)	Months of Discharge with a Limit	Permit Limit Exceedance	90% Permit Limit Exceedance
January	30	27	11	1	0	0
February	30	27	12	1	0	0
March	30	27	9	1	0	0
April	30	27	14	1	0	0
May	30	27	13	1	0	0
June	30	27	9	1	0	0
July	30	27	7	1	0	0
August	30	27	10	1	0	0
September	30	27	11	1	0	0
October	30	27	18	1	0	0
November	30	27	5	1	0	0
December	30	27	6	1	0	0

* Equals limit if limit is <= 10

Months of discharge/yr	12		
Points per each exceedance with 12 months of discharge		7	3
Exceedances		0	0
Points		0	0
Total number of points			0

NOTE: For systems that discharge intermittently to state waters, the points per monthly exceedance for this section shall be based upon a multiplication factor of 12 months divided by the number of months of discharge. Example: For a wastewater facility discharging only 6 months of the year, the multiplication factor is $12/6 = 2.0$

1.2 If any violations occurred, what action was taken to regain compliance?

n/a

2. Flow Meter Calibration

2.1 Was the effluent flow meter calibrated in the last year?

- Yes Enter last calibration date (MM/DD/YYYY)

11/29/2017

- No

If No, please explain:

B&M Technical Services calibrate our flow meters twice a year. During 2017 they calibrated on 6/19/2017 and 11/29/2017.

3. Treatment Problems

3.1 What problems, if any, were experienced over the last year that threatened treatment?

No major problems during 2017 that threatened treatment.

4. Other Monitoring and Limits

4.1 At any time in the past year was there an exceedance of a permit limit for any other pollutants such as chlorides, pH, residual chlorine, fecal coliform, or metals?

- Yes

Compliance Maintenance Annual Report

Sparta Wastewater Treatment Facility

Last Updated: Reporting For:
6/7/2018 2017

<p><input checked="" type="radio"/> No If Yes, please explain: <input type="text" value="n/a"/></p> <p>4.2 At any time in the past year was there a failure of an effluent acute or chronic whole effluent toxicity (WET) test? <input type="radio"/> Yes <input checked="" type="radio"/> No If Yes, please explain: <input type="text" value="n/a"/></p> <p>4.3 If the biomonitoring (WET) test did not pass, were steps taken to identify and/or reduce source(s) of toxicity? <input type="radio"/> Yes <input type="radio"/> No <input checked="" type="radio"/> N/A Please explain unless not applicable: <input type="text" value="n/a"/></p>
--

Total Points Generated	0
Score (100 - Total Points Generated)	100
Section Grade	A

Compliance Maintenance Annual Report

Sparta Wastewater Treatment Facility

Last Updated: Reporting For:
6/7/2018 2017

Effluent Quality and Plant Performance (Total Suspended Solids)

1. Effluent Total Suspended Solids Results

1.1 Verify the following monthly average effluent values, exceedances, and points for TSS:

Outfall No. 001	Monthly Average Limit (mg/L)	90% of Permit Limit >10 (mg/L)	Effluent Monthly Average (mg/L)	Months of Discharge with a Limit	Permit Limit Exceedance	90% Permit Limit Exceedance
January	30	27	9	1	0	0
February	30	27	7	1	0	0
March	30	27	9	1	0	0
April	30	27	10	1	0	0
May	30	27	7	1	0	0
June	30	27	6	1	0	0
July	30	27	6	1	0	0
August	30	27	5	1	0	0
September	30	27	4	1	0	0
October	30	27	5	1	0	0
November	30	27	6	1	0	0
December	30	27	6	1	0	0
* Equals limit if limit is <= 10						
Months of Discharge/yr				12		
Points per each exceedance with 12 months of discharge:					7	3
Exceedances					0	0
Points					0	0
Total Number of Points						0

0

NOTE: For systems that discharge intermittently to state waters, the points per monthly exceedance for this section shall be based upon a multiplication factor of 12 months divided by the number of months of discharge.

Example: For a wastewater facility discharging only 6 months of the year, the multiplication factor is $12/6 = 2.0$

1.2 If any violations occurred, what action was taken to regain compliance?

n/a

Total Points Generated	0
Score (100 - Total Points Generated)	100
Section Grade	A

Compliance Maintenance Annual Report

Sparta Wastewater Treatment Facility

Last Updated: Reporting For:
6/7/2018 2017

Effluent Quality and Plant Performance (Ammonia - NH3)

1. Effluent Ammonia Results

1.1 Verify the following monthly and weekly average effluent values, exceedances and points for ammonia

Outfall No. 001	Monthly Average NH3 Limit (mg/L)	Weekly Average NH3 Limit (mg/L)	Effluent Monthly Average NH3 (mg/L)	Monthly Permit Limit Exceedance	Effluent Weekly Average for Week 1	Effluent Weekly Average for Week 2	Effluent Weekly Average for Week 3	Effluent Weekly Average for Week 4	Weekly Permit Limit Exceedance
January		23			3.819	5.794	7.263	.09	
February		23			4.586	3.445	2.004	1.227	
March		23			5.18	4.47	2.32	.236	
April		23			5.18	4.47	2.32	.236	
May		23							
June									
July									
August									
September									
October									
November		23			.058	.064	.039	.039	
December		23			.128	4.397	2.392	1.249	
Points per each exceedance of Monthly average:									10
Exceedances, Monthly:									0
Points:									0
Points per each exceedance of weekly average (when there is no monthly average):									2.5
Exceedances, Weekly:									0
Points:									0
Total Number of Points									0

0

NOTE: Limit exceedances are considered for monthly OR weekly averages but not both. When a monthly average limit exists it will be used to determine exceedances and generate points. This will be true even if a weekly limit also exists. When a weekly average limit exists and a monthly limit does not exist, the weekly limit will be used to determine exceedances and generate points.

1.2 If any violations occurred, what action was taken to regain compliance?

n/a

Total Points Generated	0
Score (100 - Total Points Generated)	100
Section Grade	A

Compliance Maintenance Annual Report

Sparta Wastewater Treatment Facility

Last Updated: Reporting For:
6/7/2018 2017

Effluent Quality and Plant Performance (Phosphorus)

1. Effluent Phosphorus Results

1.1 Verify the following monthly average effluent values, exceedances, and points for Phosphorus

Outfall No. 001	Monthly Average phosphorus Limit (mg/L)	Effluent Monthly Average phosphorus (mg/L)	Months of Discharge with a Limit	Permit Limit Exceedance
January	1	0.612	1	0
February	1	0.493	1	0
March	1	0.460	1	0
April	1	0.566	1	0
May	1	0.440	1	0
June	1	0.421	1	0
July	1	0.515	1	0
August	1	0.500	1	0
September	1	0.765	1	0
October	1	0.729	1	0
November	1	0.616	1	0
December	1	0.432	1	0
Months of Discharge/yr			12	
Points per each exceedance with 12 months of discharge:				10
Exceedances				0
Total Number of Points				0

0

NOTE: For systems that discharge intermittently to waters of the state, the points per monthly exceedance for this section shall be based upon a multiplication factor of 12 months divided by the number of months of discharge.

Example: For a wastewater facility discharging only 6 months of the year, the multiplication factor is $12/6 = 2.0$

1.2 If any violations occurred, what action was taken to regain compliance?

n/a

Total Points Generated	0
Score (100 - Total Points Generated)	100
Section Grade	A

Compliance Maintenance Annual Report

Sparta Wastewater Treatment Facility

Last Updated: Reporting For:
6/7/2018 2017

Biosolids Quality and Management

1. Biosolids Use/Disposal

1.1 How did you use or dispose of your biosolids? (Check all that apply)

- Land applied under your permit
- Publicly Distributed Exceptional Quality Biosolids
- Hauled to another permitted facility
- Landfilled
- Incinerated
- Other

NOTE: If you did not remove biosolids from your system, please describe your system type such as lagoons, reed beds, recirculating sand filters, etc.

1.1.1 If you checked Other, please describe:

n/a

2. Land Application Site

2.1 Last Year's Approved and Active Land Application Sites

2.1.1 How many acres did you have?

801.10 acres

2.1.2 How many acres did you use?

216.1 acres

2.2 If you did not have enough acres for your land application needs, what action was taken?

n/a

2.3 Did you overapply nitrogen on any of your approved land application sites you used last year?

Yes (30 points)

No

2.4 Have all the sites you used last year for land application been soil tested in the previous 4 years?

Yes

No (10 points)

N/A

3. Biosolids Metals

Number of biosolids outfalls in your WPDES permit:

3.1 For each outfall tested, verify the biosolids metal quality values for your facility during the last calendar year.

Outfall No. 005 - LAND APPLICATION of SLUDGE

Parameter	80% of Limit	H.Q. Limit	Ceiling Limit	Jan	Feb	Mar	Apr	May	Jun	Jul	Aug	Sep	Oct	Nov	Dec	80% Value	High Quality	Ceiling
Arsenic		41	75			13.6											0	0
Cadmium		39	85			11.2											0	0
Copper		1500	4300			374											0	0
Lead		300	840			20.2											0	0
Mercury		17	57			.409											0	0
Molybdenum	60		75			5.85										0		0
Nickel	336		420			13.8										0		0
Selenium	80		100			<4.15										0		0
Zinc		2800	7500			465											0	0

3.1.1 Number of times any of the metals exceeded the high quality limits OR 80% of the limit for molybdenum, nickel, or selenium = 0

Exceedence Points

0 (0 Points)

Compliance Maintenance Annual Report

Sparta Wastewater Treatment Facility

Last Updated: Reporting For:
6/7/2018 2017

<p> <input type="radio"/> 1-2 (10 Points) <input type="radio"/> > 2 (15 Points) 3.1.2 If you exceeded the high quality limits, did you cumulatively track the metals loading at each land application site? (check applicable box) <input type="radio"/> Yes <input type="radio"/> No (10 points) <input checked="" type="radio"/> N/A - Did not exceed limits or no HQ limit applies (0 points) <input type="radio"/> N/A - Did not land apply biosolids until limit was met (0 points) 3.1.3 Number of times any of the metals exceeded the ceiling limits = 0 Exceedence Points <input checked="" type="radio"/> 0 (0 Points) <input type="radio"/> 1 (10 Points) <input type="radio"/> > 1 (15 Points) 3.1.4 Were biosolids land applied which exceeded the ceiling limit? <input type="radio"/> Yes (20 Points) <input checked="" type="radio"/> No (0 Points) 3.1.5 If any metal limit (high quality or ceiling) was exceeded at any time, what action was taken? Has the source of the metals been identified? <div style="border: 1px solid black; padding: 2px; width: fit-content;">n/a</div> </p>	0																				
<p>4. Pathogen Control (per outfall):</p> <p>4.1 Verify the following information. If any information is incorrect, use the Report Issue button under the Options header in the left-side menu.</p> <table border="1" style="width: 100%; border-collapse: collapse;"> <tr> <td style="width: 40%;">Outfall Number:</td> <td>005</td> </tr> <tr> <td>Biosolids Class:</td> <td>B</td> </tr> <tr> <td>Bacteria Type and Limit:</td> <td></td> </tr> <tr> <td>Sample Dates:</td> <td>01/01/2017 - 12/31/2017</td> </tr> <tr> <td>Density:</td> <td></td> </tr> <tr> <td>Sample Concentration Amount:</td> <td></td> </tr> <tr> <td>Requirement Met:</td> <td>Yes</td> </tr> <tr> <td>Land Applied:</td> <td>Yes</td> </tr> <tr> <td>Process:</td> <td>Anaerobic Digestion</td> </tr> <tr> <td>Process Description:</td> <td>Operated at greater than 95 F and MCRT longer than 15 days.</td> </tr> </table> <p>4.2 If exceeded Class B limit or did not meet the process criteria at the time of land application.</p> <p>4.2.1 Was the limit exceeded or the process criteria not met at the time of land application?</p> <p> <input type="radio"/> Yes (40 Points) <input checked="" type="radio"/> No If yes, what action was taken? <div style="border: 1px solid black; padding: 2px; width: fit-content;">n/a</div> </p>	Outfall Number:	005	Biosolids Class:	B	Bacteria Type and Limit:		Sample Dates:	01/01/2017 - 12/31/2017	Density:		Sample Concentration Amount:		Requirement Met:	Yes	Land Applied:	Yes	Process:	Anaerobic Digestion	Process Description:	Operated at greater than 95 F and MCRT longer than 15 days.	0
Outfall Number:	005																				
Biosolids Class:	B																				
Bacteria Type and Limit:																					
Sample Dates:	01/01/2017 - 12/31/2017																				
Density:																					
Sample Concentration Amount:																					
Requirement Met:	Yes																				
Land Applied:	Yes																				
Process:	Anaerobic Digestion																				
Process Description:	Operated at greater than 95 F and MCRT longer than 15 days.																				
<p>5. Vector Attraction Reduction (per outfall):</p> <p>5.1 Verify the following information. If any of the information is incorrect, use the Report Issue button under the Options header in the left-side menu.</p>																					

Compliance Maintenance Annual Report

Sparta Wastewater Treatment Facility

Last Updated: Reporting For:
6/7/2018 2017

Outfall Number:	005	
Method Date:	12/31/2017	
Option Used To Satisfy Requirement:	Injection when land apply	
Requirement Met:	Yes	
Land Applied:	Yes	
Limit (if applicable):		
Results (if applicable):		
Outfall Number:	005	0
Method Date:	04/03/2017	
Option Used To Satisfy Requirement:	Volatile Solids Reduction	
Requirement Met:	Yes	
Land Applied:	Yes	
Limit (if applicable):	> = 38	
Results (if applicable):	46.50	
<p>5.2 Was the limit exceeded or the process criteria not met at the time of land application?</p> <p><input type="radio"/> Yes (40 Points)</p> <p><input checked="" type="radio"/> No</p> <p>If yes, what action was taken?</p> <p>n/a</p>		
<p>6. Biosolids Storage</p> <p>6.1 How many days of actual, current biosolids storage capacity did your wastewater treatment facility have either on-site or off-site?</p> <p><input checked="" type="radio"/> >= 180 days (0 Points)</p> <p><input type="radio"/> 150 - 179 days (10 Points)</p> <p><input type="radio"/> 120 - 149 days (20 Points)</p> <p><input type="radio"/> 90 - 119 days (30 Points)</p> <p><input type="radio"/> < 90 days (40 Points)</p> <p><input type="radio"/> N/A (0 Points)</p> <p>6.2 If you checked N/A above, explain why.</p> <p>n/a</p>		
<p>7. Issues</p> <p>7.1 Describe any outstanding biosolids issues with treatment, use or overall management:</p> <p>No issues with treatment. Land continues to be hard to find or use due to farming practices and rural developments. Time frame to apply is small so use of a contractor is very helpful.</p>		

Total Points Generated	0
Score (100 - Total Points Generated)	100
Section Grade	A

Compliance Maintenance Annual Report

Sparta Wastewater Treatment Facility

Last Updated: Reporting For:
6/7/2018 2017

Staffing and Preventative Maintenance (All Treatment Plants)

<p>1. Plant Staffing</p> <p>1.1 Was your wastewater treatment plant adequately staffed last year?</p> <ul style="list-style-type: none"><input checked="" type="radio"/> Yes<input type="radio"/> No <p>If No, please explain:</p> <div style="border: 1px solid black; padding: 2px;">n/a</div> <p>Could use more help/staff for:</p> <div style="border: 1px solid black; padding: 2px;">We use a contractor to assist in hauling sludge when needed. The plant itself is adequately staffed at this time. Could use additional seasonal help with collection system maintenance.</div> <p>1.2 Did your wastewater staff have adequate time to properly operate and maintain the plant and fulfill all wastewater management tasks including recordkeeping?</p> <ul style="list-style-type: none"><input checked="" type="radio"/> Yes<input type="radio"/> No <p>If No, please explain:</p> <div style="border: 1px solid black; padding: 2px;">n/a</div>	
<p>2. Preventative Maintenance</p> <p>2.1 Did your plant have a documented AND implemented plan for preventative maintenance on major equipment items?</p> <ul style="list-style-type: none"><input checked="" type="radio"/> Yes (Continue with question 2)<input type="radio"/> No (40 points) <p>If No, please explain, then go to question 3:</p> <div style="border: 1px solid black; height: 20px;"></div> <p>2.2 Did this preventative maintenance program depict frequency of intervals, types of lubrication, and other tasks necessary for each piece of equipment?</p> <ul style="list-style-type: none"><input checked="" type="radio"/> Yes<input type="radio"/> No (10 points) <p>2.3 Were these preventative maintenance tasks, as well as major equipment repairs, recorded and filed so future maintenance problems can be assessed properly?</p> <ul style="list-style-type: none"><input checked="" type="radio"/> Yes<ul style="list-style-type: none"><input type="radio"/> Paper file system<input type="radio"/> Computer system<input checked="" type="radio"/> Both paper and computer system<input type="radio"/> No (10 points)	0
<p>3. O&M Manual</p> <p>3.1 Does your plant have a detailed O&M and Manufacturer Equipment Manuals that can be used as a reference when needed?</p> <ul style="list-style-type: none"><input checked="" type="radio"/> Yes<input type="radio"/> No	
<p>4. Overall Maintenance /Repairs</p> <p>4.1 Rate the overall maintenance of your wastewater plant.</p> <ul style="list-style-type: none"><input type="radio"/> Excellent<input checked="" type="radio"/> Very good<input type="radio"/> Good<input type="radio"/> Fair<input type="radio"/> Poor <p>Describe your rating:</p>	

Compliance Maintenance Annual Report

Sparta Wastewater Treatment Facility

Last Updated: Reporting For:
6/7/2018 2017

The plant has been very well maintained the past 27 years with no major breakdowns that jeopardized plant performance. We rebuild/replace or update equipment as needed, funded by our equipment replacement funds.

Total Points Generated	0
Score (100 - Total Points Generated)	100
Section Grade	A

Compliance Maintenance Annual Report

Sparta Wastewater Treatment Facility

Last Updated: Reporting For:
6/7/2018 2017

Operator Certification and Education

<p>1. Operator-In-Charge</p> <p>1.1 Did you have a designated operator-in-charge during the report year?</p> <p>● Yes (0 points)</p> <p>○ No (20 points)</p> <p>Name: <input style="width: 150px;" type="text" value="MARK A FLOCK"/></p> <p>Certification No: <input style="width: 150px;" type="text" value="22836"/></p>	0																																																																																								
<p>2. Certification Requirements</p> <p>2.1 In accordance with Chapter NR 114.56 and 114.57, Wisconsin Administrative Code, what level and subclass(es) were required for the operator-in-charge (OIC) to operate the wastewater treatment plant and what level and subclass(es) were held by the operator-in-charge?</p> <table border="1" style="width: 100%; border-collapse: collapse; margin-bottom: 10px;"> <thead> <tr> <th rowspan="2">Sub Class</th> <th rowspan="2">SubClass Description</th> <th colspan="2">WWTP</th> <th colspan="2">OIC</th> </tr> <tr> <th>Advanced</th> <th>OIT</th> <th>Basic</th> <th>Advanced</th> </tr> </thead> <tbody> <tr><td>A1</td><td>Suspended Growth Processes</td><td style="text-align: center;">X</td><td></td><td></td><td style="text-align: center;">X</td></tr> <tr><td>A2</td><td>Attached Growth Processes</td><td style="text-align: center;">X</td><td></td><td></td><td style="text-align: center;">X</td></tr> <tr><td>A3</td><td>Recirculating Media Filters</td><td></td><td></td><td></td><td></td></tr> <tr><td>A4</td><td>Ponds, Lagoons and Natural</td><td></td><td></td><td></td><td></td></tr> <tr><td>A5</td><td>Anaerobic Treatment Of Liquid</td><td></td><td></td><td></td><td></td></tr> <tr><td>B</td><td>Solids Separation</td><td style="text-align: center;">X</td><td></td><td></td><td style="text-align: center;">X</td></tr> <tr><td>C</td><td>Biological Solids/Sludges</td><td style="text-align: center;">X</td><td></td><td></td><td style="text-align: center;">X</td></tr> <tr><td>P</td><td>Total Phosphorus</td><td style="text-align: center;">X</td><td></td><td></td><td style="text-align: center;">X</td></tr> <tr><td>N</td><td>Total Nitrogen</td><td></td><td></td><td></td><td></td></tr> <tr><td>D</td><td>Disinfection</td><td style="text-align: center;">X</td><td></td><td></td><td style="text-align: center;">X</td></tr> <tr><td>L</td><td>Laboratory</td><td style="text-align: center;">X</td><td></td><td></td><td style="text-align: center;">X</td></tr> <tr><td>U</td><td>Unique Treatment Systems</td><td></td><td></td><td></td><td></td></tr> <tr><td>SS</td><td>Sanitary Sewage Collection</td><td style="text-align: center;">X</td><td style="text-align: center;">NA</td><td style="text-align: center;">NA</td><td style="text-align: center;">NA</td></tr> </tbody> </table> <p>2.2 Was the operator-in-charge certified at the appropriate level and subclass(es) to operate this plant? (Note: Certification in subclass SS, N and A5 not required in 2016; subclass SS is basic level only.)</p> <p>● Yes (0 points)</p> <p>○ No (20 points)</p>	Sub Class	SubClass Description	WWTP		OIC		Advanced	OIT	Basic	Advanced	A1	Suspended Growth Processes	X			X	A2	Attached Growth Processes	X			X	A3	Recirculating Media Filters					A4	Ponds, Lagoons and Natural					A5	Anaerobic Treatment Of Liquid					B	Solids Separation	X			X	C	Biological Solids/Sludges	X			X	P	Total Phosphorus	X			X	N	Total Nitrogen					D	Disinfection	X			X	L	Laboratory	X			X	U	Unique Treatment Systems					SS	Sanitary Sewage Collection	X	NA	NA	NA	0
Sub Class			SubClass Description	WWTP		OIC																																																																																			
	Advanced	OIT		Basic	Advanced																																																																																				
A1	Suspended Growth Processes	X			X																																																																																				
A2	Attached Growth Processes	X			X																																																																																				
A3	Recirculating Media Filters																																																																																								
A4	Ponds, Lagoons and Natural																																																																																								
A5	Anaerobic Treatment Of Liquid																																																																																								
B	Solids Separation	X			X																																																																																				
C	Biological Solids/Sludges	X			X																																																																																				
P	Total Phosphorus	X			X																																																																																				
N	Total Nitrogen																																																																																								
D	Disinfection	X			X																																																																																				
L	Laboratory	X			X																																																																																				
U	Unique Treatment Systems																																																																																								
SS	Sanitary Sewage Collection	X	NA	NA	NA																																																																																				
<p>3. Succession Planning</p> <p>3.1 In the event of the loss of your designated operator-in-charge, did you have a contingency plan to ensure the continued proper operation and maintenance of the plant that includes one or more of the following options (check all that apply)?</p> <p><input checked="" type="checkbox"/> One or more additional certified operators on staff</p> <p><input type="checkbox"/> An arrangement with another certified operator</p> <p><input type="checkbox"/> An arrangement with another community with a certified operator</p> <p><input type="checkbox"/> An operator on staff who has an operator-in-training certificate for your plant and is expected to be certified within one year</p> <p><input type="checkbox"/> A consultant to serve as your certified operator</p> <p><input type="checkbox"/> None of the above (20 points)</p> <p>If "None of the above" is selected, please explain:</p> <div style="border: 1px solid black; height: 20px; width: 100%; margin-top: 5px;"></div>	0																																																																																								
<p>4. Continuing Education Credits</p>																																																																																									

Compliance Maintenance Annual Report

Sparta Wastewater Treatment Facility

Last Updated: Reporting For:
6/7/2018 2017

4.1 If you had a designated operator-in-charge, was the operator-in-charge earning Continuing Education Credits at the following rates?

OIT and Basic Certification:

- Averaging 6 or more CECs per year.
- Averaging less than 6 CECs per year.

Advanced Certification:

- Averaging 8 or more CECs per year.
- Averaging less than 8 CECs per year.

Total Points Generated	0
Score (100 - Total Points Generated)	100
Section Grade	A

Compliance Maintenance Annual Report

Sparta Wastewater Treatment Facility

Last Updated: Reporting For:
6/7/2018 2017

Financial Management

<p>1. Provider of Financial Information</p> <p>Name: <input style="width: 150px;" type="text" value="Gail L Clark"/></p> <p>Telephone: <input style="width: 150px;" type="text" value="(608) 269-4340"/> (XXX) XXX-XXXX</p> <p>E-Mail Address (optional): <input style="width: 300px;" type="text" value="acctng@spartawisconsin.org"/></p>																
<p>2. Treatment Works Operating Revenues</p> <p>2.1 Are User Charges or other revenues sufficient to cover O&M expenses for your wastewater treatment plant AND/OR collection system ?</p> <p><input checked="" type="radio"/> Yes (0 points)</p> <p><input type="radio"/> No (40 points)</p> <p>If No, please explain:</p> <div style="border: 1px solid black; padding: 2px; margin: 5px 0;">Revenues are reviewed during each annual budget.</div> <p>2.2 When was the User Charge System or other revenue source(s) last reviewed and/or revised?</p> <p>Year: <input style="width: 80px;" type="text" value="2017"/></p> <p><input checked="" type="radio"/> 0-2 years ago (0 points)</p> <p><input type="radio"/> 3 or more years ago (20 points)</p> <p><input type="radio"/> N/A (private facility)</p> <p>2.3 Did you have a special account (e.g., CWFPP required segregated Replacement Fund, etc.) or financial resources available for repairing or replacing equipment for your wastewater treatment plant and/or collection system?</p> <p><input checked="" type="radio"/> Yes (0 points)</p> <p><input type="radio"/> No (40 points)</p>	0															
REPLACEMENT FUNDS [PUBLIC MUNICIPAL FACILITIES SHALL COMPLETE QUESTION 3]																
<p>3. Equipment Replacement Funds</p> <p>3.1 When was the Equipment Replacement Fund last reviewed and/or revised?</p> <p>Year: <input style="width: 150px;" type="text" value="2017"/></p> <p><input checked="" type="radio"/> 1-2 years ago (0 points)</p> <p><input type="radio"/> 3 or more years ago (20 points)</p> <p><input type="radio"/> N/A</p> <p>If N/A, please explain:</p> <div style="border: 1px solid black; padding: 2px; margin: 5px 0;">Reviewed during annual budget</div>																
<p>3.2 Equipment Replacement Fund Activity</p> <table style="width: 100%; border-collapse: collapse;"> <tr> <td style="width: 60%;">3.2.1 Ending Balance Reported on Last Year's CMAR</td> <td style="width: 5%; text-align: right;">\$</td> <td style="width: 35%; text-align: right;"><input style="width: 150px;" type="text" value="1,642,462.94"/></td> </tr> <tr> <td>3.2.2 Adjustments - if necessary (e.g. earned interest, audit correction, withdrawal of excess funds, increase making up previous shortfall, etc.)</td> <td style="text-align: right;">\$</td> <td style="text-align: right;"><input style="width: 150px;" type="text" value="0.00"/></td> </tr> <tr> <td>3.2.3 Adjusted January 1st Beginning Balance</td> <td style="text-align: right;">\$</td> <td style="text-align: right;"><input style="width: 150px;" type="text" value="1,642,462.94"/></td> </tr> <tr> <td>3.2.4 Additions to Fund (e.g. portion of User Fee, earned interest, etc.)</td> <td style="text-align: right;">\$</td> <td style="text-align: right;"><input style="width: 150px;" type="text" value="62,956.81"/></td> </tr> <tr> <td></td> <td style="text-align: right;">+</td> <td></td> </tr> </table>	3.2.1 Ending Balance Reported on Last Year's CMAR	\$	<input style="width: 150px;" type="text" value="1,642,462.94"/>	3.2.2 Adjustments - if necessary (e.g. earned interest, audit correction, withdrawal of excess funds, increase making up previous shortfall, etc.)	\$	<input style="width: 150px;" type="text" value="0.00"/>	3.2.3 Adjusted January 1st Beginning Balance	\$	<input style="width: 150px;" type="text" value="1,642,462.94"/>	3.2.4 Additions to Fund (e.g. portion of User Fee, earned interest, etc.)	\$	<input style="width: 150px;" type="text" value="62,956.81"/>		+		
3.2.1 Ending Balance Reported on Last Year's CMAR	\$	<input style="width: 150px;" type="text" value="1,642,462.94"/>														
3.2.2 Adjustments - if necessary (e.g. earned interest, audit correction, withdrawal of excess funds, increase making up previous shortfall, etc.)	\$	<input style="width: 150px;" type="text" value="0.00"/>														
3.2.3 Adjusted January 1st Beginning Balance	\$	<input style="width: 150px;" type="text" value="1,642,462.94"/>														
3.2.4 Additions to Fund (e.g. portion of User Fee, earned interest, etc.)	\$	<input style="width: 150px;" type="text" value="62,956.81"/>														
	+															

Compliance Maintenance Annual Report

Sparta Wastewater Treatment Facility

Last Updated: Reporting For:
6/7/2018 2017

3.2.5 Subtractions from Fund (e.g., equipment replacement, major repairs - use description box 3.2.6.1 below*)

- \$ 156,134.00

3.2.6 Ending Balance as of December 31st for CMAR Reporting Year

\$ 1,549,285.75

All Sources: This ending balance should include all Equipment Replacement Funds whether held in a bank account(s), certificate(s) of deposit, etc.

3.2.6.1 Indicate adjustments, equipment purchases, and/or major repairs from 3.2.5 above.

Rebuilt Actuators, SCADA upgrades, Primary Sludge Valves, ALP Repair

3.3 What amount should be in your Replacement Fund?

\$ 0.00

0

Please note: If you had a CWFPP loan, this amount was originally based on the Financial Assistance Agreement (FAA) and should be regularly updated as needed. Further calculation instructions and an example can be found by clicking the SectionInstructions link under Info header in the left-side menu.

3.3.1 Is the December 31 Ending Balance in your Replacement Fund above, (#3.2.6) equal to, or greater than the amount that should be in it (#3.3)?

- Yes
- No

If No, please explain.

We have no requirement at this time because we don't have a loan at the present time.

4. Future Planning

4.1 During the next ten years, will you be involved in formal planning for upgrading, rehabilitating, or new construction of your treatment facility or collection system?

- Yes - If Yes, please provide major project information, if not already listed below.
- No

Project #	Project Description	Estimated Cost	Approximate Construction Year
1	The city of Sparta continues to replace clay tile sewer mains and manholes each year.	120000	2018
2	Additional Phosphorus removal equipment.	1500000	2021
3	Replace aeration basin grids (diffuser)	250000	2019

5. Financial Management General Comments

We generate a lot of revenue through our septage receiving station annually to help pay for projects. In 2017 a total of \$276,354.30 was received from outside revenue sources.

ENERGY EFFICIENCY AND USE

6. Collection System

6.1 Energy Usage

6.1.1 Enter the monthly energy usage from the different energy sources:

COLLECTION SYSTEM PUMPAGE: Total Power Consumed

Number of Municipally Owned Pump/Lift Stations: 10

Compliance Maintenance Annual Report

Sparta Wastewater Treatment Facility

Last Updated: Reporting For:
6/7/2018 2017

	Electricity Consumed (kWh)	Natural Gas Consumed (therms)
January	4,334	0
February	4,307	0
March	4,291	0
April	4,018	0
May	3,371	0
June	3,705	0
July	3,549	2
August	4,150	0
September	4,224	0
October	3,884	1
November	3,473	2
December	3,963	0
Total	47,269	5
Average	3,939	2

6.1.2 Comments:

We installed gen sets at 2 lift stations in 2017. Up sizing 2 stations in 2018 and will add 2 new gen sets. Will have 4 lift stations with backup power by the end of 2018.

6.2 Energy Related Processes and Equipment

6.2.1 Indicate equipment and practices utilized at your pump/lift stations (Check all that apply):

- Comminution or Screening
- Extended Shaft Pumps
- Flow Metering and Recording
- Pneumatic Pumping
- SCADA System
- Self-Priming Pumps
- Submersible Pumps
- Variable Speed Drives
- Other:

6.2.2 Comments:

Will be adding SCADA to the Hoeschler and Julie Ave lift stations in 2018. Along with VFD's at the Julie Ave station.

6.3 Has an Energy Study been performed for your pump/lift stations?

No

Yes

Year:

By Whom:

Describe and Comment:

Compliance Maintenance Annual Report

Sparta Wastewater Treatment Facility

Last Updated: Reporting For:
6/7/2018 2017

6.4 Future Energy Related Equipment

6.4.1 What energy efficient equipment or practices do you have planned for the future for your pump/lift stations?

Add VFD's at Julie Ave and soft starts at the Hoeschler Dr. station.

7. Treatment Facility

7.1 Energy Usage

7.1.1 Enter the monthly energy usage from the different energy sources:

TREATMENT PLANT: Total Power Consumed/Month

	Electricity Consumed (kWh)	Total Influent Flow (MG)	Electricity Consumed/Flow (kWh/MG)	Total Influent BOD (1000 lbs)	Electricity Consumed/Total Influent BOD (kWh/1000lbs)	Natural Gas Consumed (therms)
January	121,012	37.27	3,247	73.97	1,636	2,490
February	103,102	33.90	3,041	67.51	1,527	1,713
March	98,479	40.98	2,403	101.34	972	1,356
April	108,707	36.20	3,003	87.09	1,248	459
May	113,889	40.77	2,793	114.86	992	190
June	116,935	39.74	2,943	91.29	1,281	22
July	108,044	50.47	2,141	111.51	969	45
August	101,804	40.48	2,515	104.63	973	372
September	109,387	36.11	3,029	98.67	1,109	19
October	83,384	36.65	2,275	94.15	886	24
November	93,317	33.88	2,754	66.93	1,394	1,128
December	121,491	33.09	3,672	92.88	1,308	2,247
Total	1,279,551	459.54		1,104.83		10,065
Average	106,629	38.30	2,818	92.07	1,191	839

7.1.2 Comments:

n/a

7.2 Energy Related Processes and Equipment

7.2.1 Indicate equipment and practices utilized at your treatment facility (Check all that apply):

- Aerobic Digestion
- Anaerobic Digestion
- Biological Phosphorus Removal
- Coarse Bubble Diffusers
- Dissolved O2 Monitoring and Aeration Control
- Effluent Pumping
- Fine Bubble Diffusers
- Influent Pumping
- Mechanical Sludge Processing
- Nitrification
- SCADA System

Compliance Maintenance Annual Report

Sparta Wastewater Treatment Facility

Last Updated: Reporting For:
6/7/2018 2017

- UV Disinfection
- Variable Speed Drives
- Other:

7.2.2 Comments:

n/a

7.3 Future Energy Related Equipment

7.3.1 What energy efficient equipment or practices do you have planned for the future for your treatment facility?

Upgrade the aeration basin blowers and install new membrane fine bubble diffusers.

8. Biogas Generation

8.1 Do you generate/produce biogas at your facility?

No

Yes

If Yes, how is the biogas used (Check all that apply):

- Flared Off
- Building Heat
- Process Heat
- Generate Electricity
- Other:

9. Energy Efficiency Study

9.1 Has an Energy Study been performed for your treatment facility?

No

Yes

Entire facility

Year:

By Whom:

Describe and Comment:

Part of the facility

Year:

By Whom:

Describe and Comment:

Compliance Maintenance Annual Report

Sparta Wastewater Treatment Facility

Last Updated: Reporting For:
6/7/2018 2017

Total Points Generated	0
Score (100 - Total Points Generated)	100
Section Grade	A

Compliance Maintenance Annual Report

Sparta Wastewater Treatment Facility

Last Updated: Reporting For:
6/7/2018 2017

Sanitary Sewer Collection Systems

1. Capacity, Management, Operation, and Maintenance (CMOM) Program

1.1 Do you have a CMOM program that is being implemented?

- Yes
- No

If No, explain:

1.2 Do you have a CMOM program that contains all the applicable components and items according to Wisc. Adm Code NR 210.23 (4)?

- Yes
- No (30 points)
- N/A

If No or N/A, explain:

1.3 Does your CMOM program contain the following components and items? (check the components and items that apply)

- Goals [NR 210.23 (4)(a)]

Describe the major goals you had for your collection system last year:

Installed standby generators at Julie Ave and Hoeschler Dr. Lift stations. Had MSA Engineering evaluate both them lift stations and designed an upgrade plan for them to be completed in 2018.

Did you accomplish them?

- Yes
- No

If No, explain:

- Organization [NR 210.23 (4) (b)]

Does this chapter of your CMOM include:

- Organizational structure and positions (eg. organizational chart and position descriptions)
- Internal and external lines of communication responsibilities
- Person(s) responsible for reporting overflow events to the department and the public

- Legal Authority [NR 210.23 (4) (c)]

What is the legally binding document that regulates the use of your sewer system?

Sewer Use Ordinance

If you have a Sewer Use Ordinance or other similar document, when was it last reviewed and revised? (MM/DD/YYYY) 09/14/2017

Does your sewer use ordinance or other legally binding document address the following:

- Private property inflow and infiltration
- New sewer and building sewer design, construction, installation, testing and inspection
- Rehabilitated sewer and lift station installation, testing and inspection
- Sewage flows satellite system and large private users are monitored and controlled, as necessary
- Fat, oil and grease control
- Enforcement procedures for sewer use non-compliance
- Operation and Maintenance [NR 210.23 (4) (d)]

Does your operation and maintenance program and equipment include the following:

- Equipment and replacement part inventories
- Up-to-date sewer system map

Compliance Maintenance Annual Report

Sparta Wastewater Treatment Facility

Last Updated: Reporting For:
6/7/2018 2017

A management system (computer database and/or file system) for collection system information for O&M activities, investigation and rehabilitation
 A description of routine operation and maintenance activities (see question 2 below)
 Capacity assessment program
 Basement back assessment and correction
 Regular O&M training
 Design and Performance Provisions [NR 210.23 (4) (e)]
 What standards and procedures are established for the design, construction, and inspection of the sewer collection system, including building sewers and interceptor sewers on private property?
 State Plumbing Code, DNR NR 110 Standards and/or local Municipal Code Requirements
 Construction, Inspection, and Testing
 Others:

Use outside engineering for design and on-site inspections of new construction.

 Overflow Emergency Response Plan [NR 210.23 (4) (f)]
 Does your emergency response capability include:
 Responsible personnel communication procedures
 Response order, timing and clean-up
 Public notification protocols
 Training
 Emergency operation protocols and implementation procedures
 Annual Self-Auditing of your CMOM Program [NR 210.23 (5)]
 Special Studies Last Year (check only those that apply):
 Infiltration/Inflow (I/I) Analysis
 Sewer System Evaluation Survey (SSES)
 Sewer Evaluation and Capacity Management Plan (SECAP)
 Lift Station Evaluation Report
 Others:

Updated our 5 year plan for sewer replacement.

0

2. Operation and Maintenance

2.1 Did your sanitary sewer collection system maintenance program include the following maintenance activities? Complete all that apply and indicate the amount maintained.

Cleaning	12	% of system/year
Root removal	.004	% of system/year
Flow monitoring	0	% of system/year
Smoke testing	0	% of system/year
Sewer line televising	.0125	% of system/year
Manhole inspections	5	% of system/year
Lift station O&M	15	# per L.S./year
Manhole rehabilitation	.011	% of manholes rehabbed
Mainline rehabilitation	.0051	% of sewer lines rehabbed
Private sewer inspections	.052	% of system/year

Compliance Maintenance Annual Report

Sparta Wastewater Treatment Facility

Last Updated: Reporting For:
6/7/2018 2017

Private sewer I/I removal % of private services

River or water crossings % of pipe crossings evaluated or maintained

Please include additional comments about your sanitary sewer collection system below:

Each year the City of Sparta replaces around \$12,000.00 worth of mainline sewers and manholes along with private laterals in the right of way. During 2017 the City of Sparta replaced 1,281 feet of mainline and 3 manholes, and rehab another 4 manholes.

3. Performance Indicators

3.1 Provide the following collection system and flow information for the past year.

<input type="text" value="38.23"/>	Total actual amount of precipitation last year in inches
<input type="text" value="33.0"/>	Annual average precipitation (for your location)
<input type="text" value="48"/>	Miles of sanitary sewer
<input type="text" value="10"/>	Number of lift stations
<input type="text" value="4"/>	Number of lift station failures
<input type="text" value="1"/>	Number of sewer pipe failures
<input type="text" value="10"/>	Number of basement backup occurrences
<input type="text" value="10"/>	Number of complaints
<input type="text" value="1.437"/>	Average daily flow in MGD (if available)
<input type="text" value="57.426"/>	Peak monthly flow in MGD (if available)
<input type="text" value="0"/>	Peak hourly flow in MGD (if available)

3.2 Performance ratios for the past year:

<input type="text" value="0.40"/>	Lift station failures (failures/year)
<input type="text" value="0.02"/>	Sewer pipe failures (pipe failures/sewer mile/yr)
<input type="text" value="0.00"/>	Sanitary sewer overflows (number/sewer mile/yr)
<input type="text" value="0.21"/>	Basement backups (number/sewer mile)
<input type="text" value="0.21"/>	Complaints (number/sewer mile)
<input type="text" value="40.0"/>	Peaking factor ratio (Peak Monthly: Annual Daily Avg)
<input type="text" value="0.0"/>	Peaking factor ratio (Peak Hourly: Annual Daily Avg)

4. Overflows

LIST OF SANITARY SEWER (SSO) AND TREATMENT FACILITY (TFO) OFERFLOWS REPORTED **

Date	Location	Cause	Estimated Volume (MG)
None reported			

** If there were any SSOs or TFOs that are not listed above, please contact the DNR and stop work on this section until corrected.

5. Infiltration / Inflow (I/I)

5.1 Was infiltration/inflow (I/I) significant in your community last year?

- Yes
- No

If Yes, please describe:

In July there was localized flooding of basements within the community.

Compliance Maintenance Annual Report

Sparta Wastewater Treatment Facility

Last Updated: Reporting For:
6/7/2018 2017

5.2 Has infiltration/inflow and resultant high flows affected performance or created problems in your collection system, lift stations, or treatment plant at any time in the past year?

Yes

No

If Yes, please describe:

5.3 Explain any infiltration/inflow (I/I) changes this year from previous years:

I/I has increased over the past few years with record rain events, ground water is very high the past few years also.

5.4 What is being done to address infiltration/inflow in your collection system?

Continue to replace old sewer mains, including manholes along with seal castings. We also disconnect any illegal connections (roof drains/ sump pumps) we may find during construction. All mainlines replaced are generally clay tile.

Total Points Generated	0
Score (100 - Total Points Generated)	100
Section Grade	A

Compliance Maintenance Annual Report

Sparta Wastewater Treatment Facility

Last Updated: Reporting For:
6/7/2018 2017

Grading Summary

WPDES No: 0020737

SECTIONS	LETTER GRADE	GRADE POINTS	WEIGHTING FACTORS	SECTION POINTS
Influent	A	4	3	12
BOD/CBOD	A	4	10	40
TSS	A	4	5	20
Ammonia	A	4	5	20
Phosphorus	A	4	3	12
Biosolids	A	4	5	20
Staffing/PM	A	4	1	4
OpCert	A	4	1	4
Financial	A	4	1	4
Collection	A	4	3	12
TOTALS			37	148
GRADE POINT AVERAGE (GPA) = 4.00				

Notes:

A = Voluntary Range (Response Optional)

B = Voluntary Range (Response Optional)

C = Recommendation Range (Response Required)

D = Action Range (Response Required)

F = Action Range (Response Required)

Compliance Maintenance Annual Report

Sparta Wastewater Treatment Facility

Last Updated: Reporting For:
6/7/2018 2017

Resolution or Owner's Statement

Name of Governing
Body or Owner:

Date of Resolution or
Action Taken:

Resolution Number:

Date of Submittal:

ACTIONS SET FORTH BY THE GOVERNING BODY OR OWNER RELATING TO SPECIFIC CMAR
SECTIONS (Optional for grade A or B. Required for grade C, D, or F):

Influent Flow and Loadings: Grade = A

Effluent Quality: BOD: Grade = A

Effluent Quality: TSS: Grade = A

Effluent Quality: Ammonia: Grade = A

Effluent Quality: Phosphorus: Grade = A

Biosolids Quality and Management: Grade = A

Staffing: Grade = A

Operator Certification: Grade = A

Financial Management: Grade = A

Collection Systems: Grade = A

(Regardless of grade, response required for Collection Systems if SSOs were reported)

ACTIONS SET FORTH BY THE GOVERNING BODY OR OWNER RELATING TO THE OVERALL
GRADE POINT AVERAGE AND ANY GENERAL COMMENTS

(Optional for G.P.A. greater than or equal to 3.00, required for G.P.A. less than 3.00)

G.P.A. = 4.00

**RESOLUTION AUTHORIZING THE PROVISION OF A
TAXABLE LINE OF CREDIT IN THE AMOUNT NOT TO EXCEED \$2,500,000 TO
SPARTA AREA SCHOOL DISTRICT**

WHEREAS, due to the timing of State aid payments and property tax revenue, Sparta Area School District (the "District") may be in temporary need of funds in an amount not to exceed \$2,500,000 to meet immediate expenses of operating and maintaining the public instruction in the District during the current school year;

WHEREAS, school districts are authorized by the provisions of Section 67.12(8)(a)1, Wisconsin Statutes, to borrow money for such purpose through the issuance of tax and revenue anticipation promissory notes ("Notes");

WHEREAS, the City of Sparta (the "City") is authorized by Section 66.0603(1m)(a)3, Wisconsin Statutes, to invest its funds in securities of the District such as the Notes; and

WHEREAS, investing City funds in the Notes would benefit the City and would also serve the best interests of the residents of the City and the District.

NOW, THEREFORE, BE IT RESOLVED, that the City shall from time to time, as funds are needed by the District, lend funds in an amount not to exceed \$2,500,000 to the District through the purchase of Notes issued by the District.

The Notes shall bear interest at a rate per annum equal to the prime rate minus 0.75%, but not to exceed 6.25%. The Notes shall mature, subject to optional redemption at the option of the District at any time. Interest shall be payable on amounts drawn on the Notes from the date such amounts are drawn until they are repaid at maturity or through redemption of the Note.

Adopted and approved this 20th day of June, 2018.

Ronald Button, Mayor

Julie Hanson, City Clerk

**RESOLUTION AUTHORIZING MAYOR AND
CITY CLERK TO EXECUTE DEED**

WHEREAS, the Finance Committee has recommended that certain City owned property be transferred to DOMGRA Investments LLC and

WHEREAS, the transfer is pursuant to a development agreement between the City of Sparta and the Grantee,

NOW THEREFORE, BE IT RESOLVED, BY THE COMMON COUNCIL OF THE CITY OF SPARTA, MONROE COUNTY, WISCONSIN, that the Mayor and City Clerk are hereby authorized to execute and deliver to DOMGRA Investments LLC, a Warranty Deed in the form of Exhibit A hereto, which is annexed and incorporated by reference.

Dated this 20th Day of June, 2018.

OFFERED BY:

Alderman Kevin Riley

APPROVED BY:

Ronald Button, Mayor

CERTIFICATE

I, the undersigned City Clerk of the City of Sparta, Monroe County, Wisconsin, hereby certify that the foregoing resolution was adopted by the Common Council held at the City Hall in Sparta, Wisconsin, on the 30th Day of June, 2018.

WITNESSETH my hand and the seal of the City this 20th Day of June, 2018..

Julie Hanson, City Clerk

(CORPORATE SEAL)

Signature of Julie Hanson authenticated on _____, 2018.

State Bar of Wisconsin Form 1-2003
WARRANTY DEED

Document Number

Document Name

THIS DEED, made between City of Sparta, A Wisconsin Municipal Corporation

_____ ("Grantor," whether one or more),
and DOMGRA Investments LLC

_____ ("Grantee," whether one or more).
Grantor, for a valuable consideration, conveys to Grantee the following described real
estate, together with the rents, profits, fixtures and other appurtenant interests, in
Monroe County, State of Wisconsin ("Property") (if more space is
needed, please attach addendum):

Lot two (2) Vol. 19 of Certified Survey Map, Document No. 673036, Volume 28
CSM Page 057, Recorded May 22, 2018 in the Office of Register of Deeds, Monroe
County, Wisconsin.

Subject to a condition subsequent with a power in the Grantor to reacquire by reason
of breach of the conditions set forth in an agreement between Grantor and Grantee
dated July 26, 2017.

Exempt from return under sec. 77.25(2) Wis. Stats.

Recording Area

Name and Return Address
James A. Hellman
201 W. Oak St.
Sparta, WI 54656

Parcel Identification Number (PIN)

This is not _____ homestead property.
(is) (is not)

Grantor warrants that the title to the Property is good, indefeasible in fee simple and free and clear of encumbrances except:
Subject to all covenants, conditions, restrictions, easements and rights of record.

Dated June 20, 2018

_____(SEAL) _____(SEAL)
* Ronald Button, Mayor *

_____(SEAL) _____(SEAL)
* Julie Hanson, City Clerk *

AUTHENTICATION

Signature(s)
authenticated on _____

* James A. Hellman
TITLE: MEMBER STATE BAR OF WISCONSIN
(If not, _____
authorized by Wis. Stat. § 706.06)

THIS INSTRUMENT DRAFTED BY:

James A. Hellman
201 W. Oak St., Sparta, WI 54656

ACKNOWLEDGMENT

STATE OF WISCONSIN)
) ss.
_____ COUNTY)

Personally came before me on _____,
the above-named _____

to me known to be the person(s) who executed the foregoing
instrument and acknowledged the same.

* _____
Notary Public, State of Wisconsin
My Commission (is permanent) (expires: _____)

(Signatures may be authenticated or acknowledged. Both are not necessary.)

* Type name below signatures.

RESOLUTION AUTHORIZING MAYOR AND CITY CLERK TO EXECUTE COVENANT AND AGREEMENT TO REPURCHASE

WHEREAS, the Finance Committee has recommended that the City enter into a Covenant and Agreement to Repurchase property with DOMGRA Investments,

NOW THEREFORE, BE IT RESOLVED, BY THE COMMON COUNCIL OF THE CITY OF SPARTA, MONROE COUNTY, WISCONSIN, that the Mayor and City Clerk are hereby authorized to execute on behalf of the city the annexed Covenant and Agreement to Repurchase which is incorporated in this resolution by reference

Dated this 20th Day of June, 2018.

OFFERED BY:

Alderman Kevin Riley

APPROVED

Ronald Button, Mayor

COVENANT AND AGREEMENT TO REPURCHASE

THIS AGREEMENT is entered on this 20th day of June 2018, between the City of Sparta, a municipal corporation under the laws of the State of Wisconsin ("Sparta"); and DOMGRA Investments LLC.

RECITALS:

- A. Sparta has conveyed to DOMGRA Investments LLC a vacant lot located in the County of Monroe, State of Wisconsin, and legally described as follows:
- Lot two (2) of Certified Survey Map, Document No. 673036, Volume 28 CSM Page 057, Recorded May 22, 2018 in the office of the Register of Deeds, Monroe County, Wisconsin. (2.15 acres)
- B. The Property is part of an industrial/commercial development area developed by Sparta.
- C. The Property was sold to DOMGRA Investments LLC not to hold for investment or resale, but with the intent that DOMGRA Investments LLC will proceed with construction of the Property consistent with development plans it presented to Sparta.
- D. The Parties agreed that as part of the purchase and sale, DOMGRA Investments LLC would covenant and agree with Sparta that DOMGRA Investments LLC will commence construction of an office and manufacturing facility of at least \$350,000 in assessed value within one year of the date of the acquisition of the Property and complete said construction within eighteen (18) months of commencement, and that if DOMGRA Investments LLC fails to so commence and complete construction within such time periods, Sparta may repurchase the property for the price paid by DOMGRA Investments LLC. In the event of a reasonable unforeseen delay, the parties may extend these time periods by mutual agreement.

NOW, THEREFORE, IT IS AGREED AS FOLLOWS:

1. DOMGRA Investments LLC covenants and agrees that DOMGRA Investments LLC will commence construction of the Property within one year of the date of this agreement and complete said construction within eighteen (18) months of commencement, provided, however, the parties may extend these time periods by mutual agreement in the event of reasonable unforeseen delays.
2. In the event DOMGRA Investments LLC fails to commence and complete construction as required in Paragraph 1 above DOMGRA Investments LLC and

Sparta agree that Sparta may repurchase the Property. Such repurchase shall be accomplished by:

- a. DOMGRA Investments LLC executing and delivering a Warranty Deed (Deed), conveying the Property to Sparta, free and clear of any liens or encumbrances, save and except easements and restrictions of record as of the date hereof, and installments of real estate taxes and special assessments which are not yet due and payable as of the date of the reconveyance to Sparta;
 - b. Sparta paying DOMGRA Investments LLC the sum of \$31,950.
3. The closing on such repurchase shall take place within 90 days after the expiration of the period described in Paragraph 1 above at a place in Monroe County, Wisconsin, to be designated by Sparta.
 4. In the event DOMGRA Investments LLC breaches DOMGRA Investments LLC obligation in regard to such repurchase by failing to deliver the deed or otherwise, Sparta shall be entitled to all rights and remedies provided by law, including but not limited to specific performance; and in the event of such breach shall be entitled to reasonable attorney fees and costs in addition to any damages.
 5. In the event DOMGRA Investments LLC assessed value for improvements on the parcel are less than \$350,000, DOMGRA Investments LLC agrees to be specially assessed for the difference between the assessed value of the improvements on the parcel and the \$350,000 guaranteed improvements multiplied by the current tax rate in the City of Sparta. Said special assessment will continue annually until the TIF incentive of \$63,900 has been fully recaptured.
 6. This Agreement shall be binding upon the parties, their successors and assigns, and the covenant and repurchase obligation set forth herein shall run with the Property.

EXEMPT

Under Sec. 35-8

Initials: [Signature] Date: 5-22-18

MSA

PROFESSIONAL SERVICES

ARCHITECTURE | ENGINEERING | ENVIRONMENTAL
FUNDING | PLANNING | SURVEYING
1230 South Blvd Baraboo, WI 53913
(608) 356-2771 (800) 362-4505
www.msa-ps.com
© MSA Professional Services, Inc.

REGISTER'S OFFICE County of Monroe, WI

Received for record this 22
day of May A.D., 2018
at 3:14 o'clock P. M.
[Signature] Register

30/dsgd

PROJECT NO. 00051043
DRAWN BY: KRZ
SURVEYOR: KRZ
FILE NO. 00051043
SHEET NO. 1 OF 2

OWNER:
CITY OF SPARTA
201 WEST OAK ST.
SPARTA, WI 54656
608-269-4340

MONROE COUNTY CERTIFIED SURVEY MAP #

LOCATED IN THE SE1/4-SW1/4, THE NE1/4-SW1/4, AND THE
SW1/4-SE1/4 OF SECTION 26, T17N, R4W,
CITY OF SPARTA, MONROE COUNTY, WISCONSIN

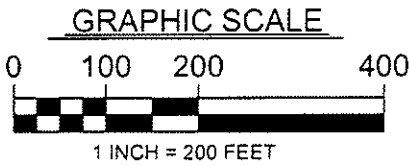
INTERSTATE HIGHWAY "90"



BEARINGS ARE REFERENCED TO THE WCCS
MONROE COUNTY (NAD88/11). THE SOUTH
LINE OF THE SW1/4 OF SECTION 26, T17N, R4W
BEARS N89°04'54"W


LINE TABLE

L1	N20°22'43"W	61.52'
L2	N25°17'43"E	107.09'
L3	N21°42'31"W	50.19'
L4	N21°42'31"W	35.57'
L5	N21°42'31"W	85.76'
L6	N23°52'18"E	26.50'
L7	N66°03'09"W	109.30'



LEGEND

- ⊕ EXISTING HARRISON CI MON.
- ⊙ EXISTING 2 1/2" O.D. IRON PIPE
- EXISTING 3/4" IRON ROD
- 3/4" X 18" IRON ROD SET WEIGHING 1.5 LBS. / LIN. FT.



1/16" LINE

S.T.H. "27"
WIDTH VARIES

1/16" LINE

50' WIDE UTILITY EASEMENT
TO THE CITY OF SPARTA
DOCS 285153 & 285156

FUTURE CSM
LANDS BY OWNER

FUTURE CSM
LANDS BY OWNER

FUTURE CSM
LANDS BY OWNER

FUTURE CSM
LANDS BY OWNER

FUTURE CSM
LANDS BY OWNER

FUTURE CSM
LANDS BY OWNER

FUTURE CSM
LANDS BY OWNER

FUTURE CSM
LANDS BY OWNER

FUTURE CSM
LANDS BY OWNER

FUTURE CSM
LANDS BY OWNER

LANDS BY OWNER

LOT 3
92,965 SQ. FT.
2.13 ACRES

LOT 2
93,479 SQ. FT.
2.15 ACRES

LOT 1
93,278 SQ. FT.
2.14 ACRES

POB

DRIVE

DRIVE

DRIVE

DRIVE

DRIVE

DRIVE

DRIVE

DRIVE

DRIVE

DRIVE

DRIVE

SOUTHWEST CORNER
SECTION 26

SOUTH LINE SW1/4

1257.31'

SOUTH 1/4 CORNER
SECTION 26

NORTH 1/4 COR
(FROM TIES)

NORTH-SOUTH 1/4 LINE
N00°29'03"W 5298.01'

NW1/4-SE1/4

40' DRAINAGE
EASEMENT

LANDS BY OWNER

LANDS BY OWNER

LANDS BY OWNER

LANDS BY OWNER

LANDS BY OWNER

LANDS BY OWNER

LANDS BY OWNER

673036

28CSM057



PROFESSIONAL SERVICES

ARCHITECTURE | ENGINEERING | ENVIRONMENTAL
FUNDING | PLANNING | SURVEYING
1230 South Blvd Baraboo, WI 53913
(608) 356-2771 (800) 362-4505
www.msa-ps.com
© MSA Professional Services, Inc.

PROJECT NO.	00051043
DRAWN BY:	KRZ
CHECKED BY:	MJM
FILE:	00051043
SHEET NO.	2 OF 2

MONROE COUNTY CERTIFIED SURVEY MAP #

SURVEYOR'S CERTIFICATE

I, Kerry R. Zimmerman, Professional Land Surveyor, hereby certify that I have surveyed, divided and mapped a parcel of land located in the SE1/4-SW1/4, the NE1/4-SW1/4 and the SW1/4-SE1/4 of Section 26, T17N, R4W, City of Sparta, Monroe County, Wisconsin, described as follows:

Commencing at the south one quarter corner of said Section 26; thence N89°04'54"W, 1257.31 feet along the south line of the southwest one-quarter of said Section 26 to a point on the easterly right-of-way line of State Highway "27"; thence along said right-of-way line N25°17'43"E, 1019.84 feet to a point on the northerly right-of-way line of Spartan Drive; thence along said right-of-way line S58°23'18"E, 42.16 feet; thence along said right-of-way line S66°03'09"E, 263.57 feet; thence continuing S66°03'09"E, 169.65 feet to a point on the easterly right-of-way line of Bicycle Drive and the point of beginning;

Thence along said right-of-way line N20°22'43"W, 61.52 feet; thence along said right-of-way line N25°17'43"E, 107.09 feet to a point of curve; thence along said right-of-way along the arc of a curve to the left, radius 385.00 feet (the chord of which bears N01°47'42"E, 307.06 feet; thence along said right-of-way line N21°42'31"W, 85.76 feet to a point of curve; thence along said right-of-way line along the arc of a curve to the right, radius 315.00 feet (the chord of which bears N01°04'54"E, 244.03 feet) a distance of 250.59 feet; thence along said right-of-way line N23°52'18"E, 26.50 feet; thence S66°07'42"E, 354.12 feet; thence S03°41'44"E, 789.96 feet to a point on a curve on the northerly right-of-way line of Spartan Drive; thence along said right-of-way line along a curve to the right, radius 965.00 feet (the chord of which bears N75°04'23"W, 302.61 feet) a distance of 303.86 feet; thence along said right-of-way line N66°03'09"W, 109.30 feet to the point of beginning.

Said parcel contains 279,722 square feet or 6.42 acres, more or less and is subject to all easements and rights-of-way of record.

That I have fully complied with the provisions of Chapter 234.36 Wisconsin Statutes, Section A.E. 7 of the Administrative Code of the State of Wisconsin and the City of Sparta Subdivision Ordinances to the best of my knowledge and belief in surveying, dividing and mapping the same.

That such plat is a correct representation of the exterior boundaries of the land surveyed and the subdivision thereof made.

That I have made such Certified Survey under the direction of the City of Sparta, owner of said land.

OWNER'S CERTIFICATE OF DEDICATION

As owner(s) we hereby certify that we caused the land on this Certified Survey Map to be surveyed, divided, mapped and dedicated as represented. We also certify that this Certified Survey Map is required by s. 236.10 or s. 236.12 to be submitted to the following for approval or objection.

CITY OF SPARTA

State of Wisconsin

Personally came before me this _____ day of _____ 2018, the above named representatives, to me known to be the persons who executed the foregoing instrument and acknowledged the same.

Notary Public
My Commission expires _____


COMMON COUNCIL RESOLUTION

Resolved, that this Certified Survey located in the SE1/4-SW1/4, the NW1/4-SW1/4, the NW1/4-SE1/4 and the SW1/4-SE1/4 of Section 26, T17N, R6E, City of Sparta, Monroe County, Wisconsin is hereby approved by the Common Council of the City of Sparta

Ronald J. Butten 5-16-18
Ronald Butten, Mayor Date

I hereby certify that the foregoing is a copy of a resolution adopted by the Common Council of the City of Sparta.

Julie Hanson 5-16-18
Julie Hanson, City Clerk Date



673036

Application for Temporary Class "B" / "Class B" Retailer's License

See Additional Information on reverse side. Contact the municipal clerk if you have questions.

FEE \$ 10.00

Application Date: MAY 23, 2018

Town Village City of SPARTA

County of MONROE

The named organization applies for: (check appropriate box(es).)

A Temporary Class "B" license to sell fermented malt beverages at picnics or similar gatherings under s. 125.26(6), Wis. Stats.

A Temporary "Class B" license to sell wine at picnics or similar gatherings under s. 125.51(10), Wis. Stats.

at the premises described below during a special event beginning Aug 11, 2018 and ending Aug 12, 2018 and agrees to comply with all laws, resolutions, ordinances and regulations (state, federal or local) affecting the sale of fermented malt beverages and/or wine if the license is granted.

1. Organization (check appropriate box) → Bona fide Club Church Lodge/Society
 Chamber of Commerce or similar Civic or Trade Organization
 Veteran's Organization Fair Association

(a) Name ST. PATRICKS CHURCH

(b) Address 118 SOUTH "K" ST. SPARTA, WI 54656
(Street) Town Village City

(c) Date organized 1906

(d) If corporation, give date of incorporation N/A

(e) If the named organization is not required to hold a Wisconsin seller's permit pursuant to s. 77.54 (7m), Wis. Stats., check this box:

(f) Names and addresses of all officers:

President FATHER KRITH KITZHABER

Vice President _____

Secretary _____

Treasurer SUSAN BUSHMAKER

(g) Name and address of manager or person in charge of affair: KELLEY L BECKER
7968 JACKPOT AVE SPARTA, WI 54656

2. Location of Premises Where Beer and/or Wine Will Be Sold, Served, Consumed, or Stored, and Areas Where Alcohol Beverage Records Will be Stored:

(a) Street number 118 SOUTH K ST.

(b) Lot CHURCH PARKING LOT Block _____

(c) Do premises occupy all or part of building? YES

(d) If part of building, describe fully all premises covered under this application, which floor or floors, or room or rooms, license is to cover: BASEMENT OF CHURCH AND PARKING LOT

3. Name of Event

(a) List name of the event ST. PATRICKS SUMMERFEST

(b) Dates of event AUG 11-12, 2018

DECLARATION

The Officer(s) of the organization, individually and together, declare under penalties of law that the information provided in this application is true and correct to the best of their knowledge and belief.

ST. PATRICKS CHURCH
(Name of Organization)

Officer Susan Bushmaker
(Signature/date)

Officer _____
(Signature/date)

Officer Kelley Becker
(Signature/date)

Officer _____
(Signature/date)

Date Filed with Clerk _____

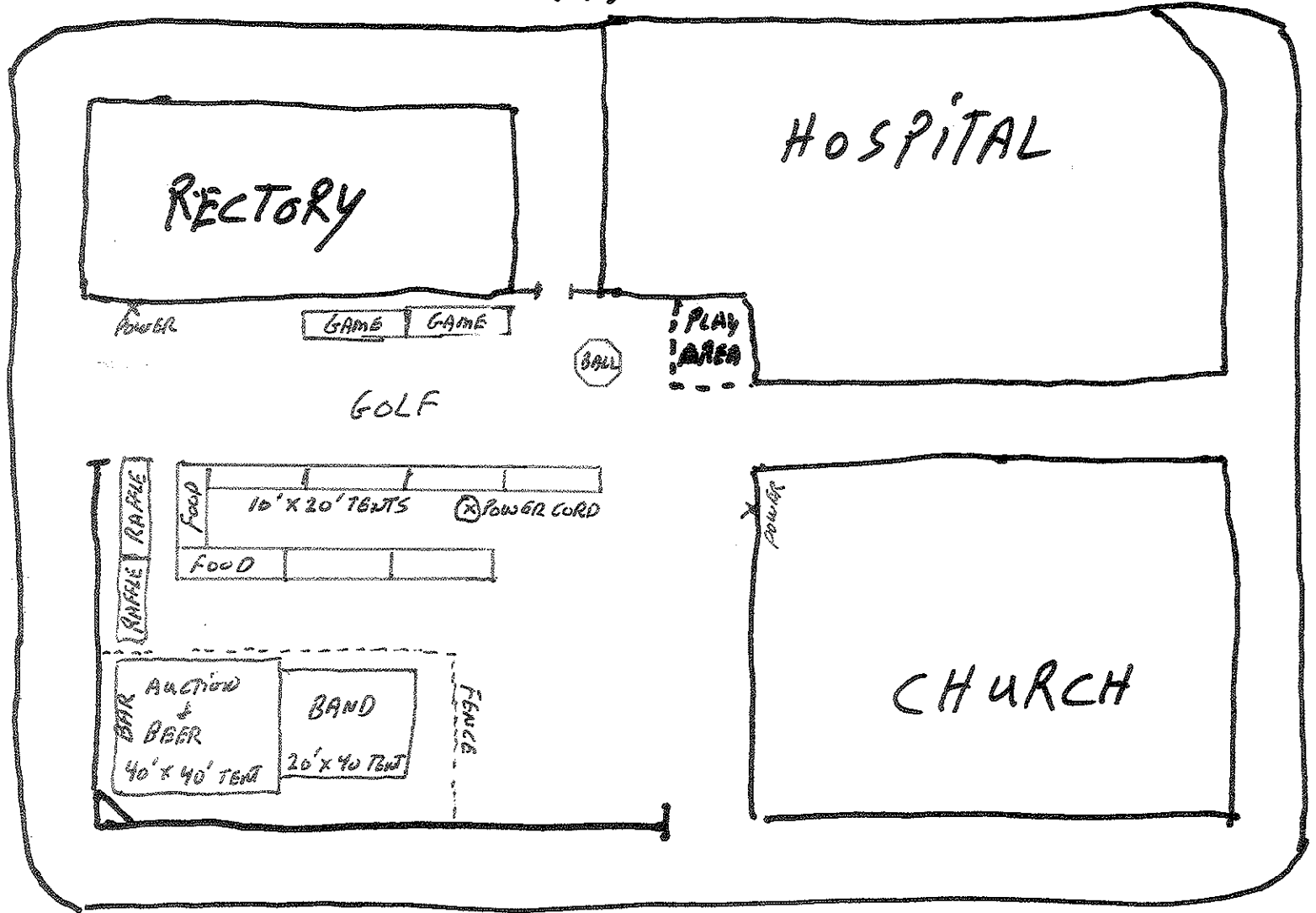
Date Reported to Council or Board _____

Date Granted by Council _____

License No. _____

W. MAID ST.

"L" ST.



SCHOOL


BAKE SALE

DINNER

CRAFTS

REST. ROOMS

W. OAK ST.



SUMMER FEST
2018



"K" ST.

City Administration Report June 2018

City Projects

- Evans-Bossard Park bathroom project well underway
- Sidewalk project in Blyton Park almost finished
- Hwy 27 started
- South Pointe is coming along quite nicely. We have not had any hiccups to date and everything is on schedule. Phase 2 bid opening will be at the end of June.
- The lift station repairs for both Hoeschler Drive and Julie Avenue are still on schedule and should start later this spring and into the summer for completion.
- The dam will be replaced with Perch Lake draw-down lasting though the summer for at least 2 months. This is a DNR project and they will be supervising. This is about a \$600,000 project of which we will pay about \$400,000.

Budget

2018 budget mill rate will be \$6.82

Financial

-Financial report attached for May.

Economic Development

-We are still experiencing a high level of interest in our business parks. We are also having a great year for construction in general.